

# Healing Hands

## Pets and Patients

**Dr. Sara Mark develops  
protocol for RxPets at  
Children's Hospital Colorado**

**CVM team tackles  
cancer research**

**Student switches  
career path**

**Abaxis gift supports  
pathology resident**



# Contents

## COLLEGE OF VETERINARY MEDICINE ADMINISTRATION

### Dean

Dr. Ralph Richardson

### Executive Associate Dean

**Director, Veterinary Medical Teaching Hospital**  
Dr. Roger Fingland

**Associate Dean for Academic Programs,  
Admissions and Diversity Programs**  
Dr. Ronnie Elmore

**Associate Dean for Research**  
Dr. Frank Blecha

**Assistant Dean for Outreach**  
Dr. Dan Thomson

**Assistant Dean for Administration and Finance**  
Priscilla Roddy

**Head, Diagnostic Medicine/Pathobiology**  
Dr. M.M. Chengappa

**Head, Clinical Sciences**  
Dr. Bonnie Rush

**Director, Graduate Programs**  
**Interim Head, Anatomy and Physiology**  
Dr. Michael Kenney

**Director, Diagnostic Laboratory**  
Dr. Gary Anderson

**Hospital Administrator**  
**Veterinary Medical Teaching Hospital**  
Dr. Shirley Arck

**Veterinary Medical Continuing Education**  
Dr. Bob Larson, Executive Director

**Director, Veterinary Medical Library**  
Prof. Gayle Willard

### Healing Hands

is published by the Office of Development  
and Alumni Affairs in the College of Veterinary  
Medicine at Kansas State University.

**Editor, Designer**  
Joe Montgomery

**Contributing writer and designer**  
Dana Avery

**Photography**  
Dave Adams  
Joe Montgomery  
Dana Avery  
Christie Gabel

**Director of Development**  
Chris Gruber

**Development Officers**  
Christie Gabel  
Joe Booe

**Pet Tribute Coordinator**  
Sharon Greene

**Alumni Affairs Coordinator**  
Cheri Ubel

**Development Coordinator**  
Diana Wharton

MAILING ADDRESS  
Dean's Office  
College of Veterinary Medicine  
Kansas State University  
101 Trotter Hall  
Manhattan, KS 66506-5601

TELEPHONE  
785-532-5660

WEB ADDRESS  
www.vet.k-state.edu

**About the cover:** RxPets brings dogs to visit  
patients at Children's Hospital Colorado. Dr. Sara  
Mark guides the protocol for screening pets. (Photo  
by Tia Brayman, Children's Colorado Photographer.)



## 6 Part of the Team

## 10 Why I Give to the College of Veterinary Medicine

## 11 Abaxis Gift Trains Pathology Resident

## 12 Other Side of the World

## 14 Prescription Pets



Like us on Facebook at:  
[facebook.com/KSUCVM](https://www.facebook.com/KSUCVM)



# Foreword — progress

## Growing the CVM through People, Programs and Places

**These are unprecedented times for the College of Veterinary Medicine.** The college's Master Planning process, the university's "Vision 2025" initiative, and Kansas Gov. Sam Brownback's goal of growing the Kansas animal health industry have all come together, leading a lot of people into talking about making this great veterinary college even better!

We also see opportunities for growth by cooperating with the federal laboratories being located in Manhattan, such as the Arthropod Borne Animal Disease Research Unit (ABADRU) and the National Bio and Agro-Defense Facility (NBAF). We are deeply engaged with the K-State Olathe campus and with Kansas City Animal Health Corridor activities, where the greatest concentration of animal health and nutrition companies in the world resides.

In response to these opportunities, the Kansas Board of Regents recently approved our college going to the Kansas state legislature with a request to increase our base budget by \$5 million. That's almost a 50 percent increase over what we have historically received from the state. The university's request has allowed us to put in place a proposal to expand our college in the form of "People, Programs and Places."

The "People" initiative will allow us to retain our best faculty members and add targeted new faculty members to help us grow and shore up world leadership in those areas where we believe we can make the biggest difference. We intend to strengthen our college's research engine to leverage state funds and bring extramural resources, such as grants and contracts from places like the NIH, USDA and various foundations.

The "Programs" initiative will allow us to continue to serve the veterinary profession, just as we have for more than 100 years, and to take a giant leap forward. We want to graduate the very best practicing veterinarians possible and develop cutting-edge programs such as our Veterinary Training Program for Rural Kansas (VTPRK), to meet specific state and national needs for veterinary medicine in rural America. We want to dramatically grow our programs to prepare graduates for entry into research laboratories such as those at the incoming federal labs, nearby animal health companies and our own university. We want to train comparative biomedical scientists through combined DVM/MPH and DVM/PhD programs, along with traditional graduate programs, to supply the next generation of researchers for this country and this world.

The "Places" initiative is right here at Kansas State University, utilizing both the Manhattan campus and K-State Olathe. This will require renovating existing space in Manhattan into modern, space-efficient offices and laboratories. We will also continue to seek ways to expand our clinical training programs, much like we have done with our satellite, small animal specialty hospital in Omaha, Neb.

Looking at the 2012 legislative session, we will be telling legislators and Kansas citizens how important it is to grow the College of Veterinary Medicine through drafting, approving and funding new legislation. Clearly, there is a need for a rapidly growing workforce in Kansas and the Midwest relative to animal health, public health, biomedical sciences and academic medicine. We intend to fill that need while continuing to provide outstanding new DVM graduates for veterinary practice.

I'm very excited about what we will be doing over the next few months, relative to telling the story about why it's so important to grow this veterinary college in these times of emerging infectious diseases, world pandemics, biomedical challenges to human and animal health, disease prevention and a healthy sustainable environment. The stories in this issue of Healing Hands reflect our students, our faculty, our research and the environment in our veterinary college. We hope you enjoy the stories in this issue and invite you to keep in touch with us.

Sincerely,



Ralph C. Richardson, DVM, Dean



# bits & BYTES from the College of Veterinary Medicine

## CVM medical illustrator earns national certification

CVM medical illustrator Mal Hoover recently earned national certification in medical illustration.

"Getting certified was partly a bucket list thing," Mal said. "I was diagnosed with cancer in 2003 and while I was at the Association of Medical Illustrators conference, I had heard about getting certified. I thought 'Why not?' It took a lot of hard work, but I'm glad I did it."

The process to get certified can take many years to complete and is very difficult. There are only 250 certified medical illustrators in the

world, and Mal is the only one in Kansas. Most participants have a master's degree in medical illustration, but Mal did not. She had gained enough experience from working at the college which gave her the confidence to take the certification test. The test consists of two components, the first being a four-part test with questions over business practices, ethics, biomedical sciences and drawing skills. After passing, the applicant must submit a portfolio, that is reviewed by other certified medical illustrators for techniques and accuracy. After this process,



**Mal Hoover, CVM medical illustrator, displays her work during an open house. She has worked at the CVM for 30 years.**

the board makes the decision about certification. Mal became certified in June 2011.

## Farewell to longtime employees



**Dave Adams and Pam Pace**

Teaching Center department. A reception was held to celebrate their careers.

CVM says "Goodbye" to two longtime employees, Pam Pace and Dave Adams. Pam has been with the CVM for 27 years in the necropsy, histology and serology departments. Dave joined the CVM staff in 1974 as a photographer in the Instructional

## Lechtenberg Learning Center debuts

Through their donation and support, the Lechtenberg Family Learning Center was made possible by Dr. Kelly Lechtenberg, DVM 1987, and his wife Marci. Dr. Lechtenberg is the founder and CEO of Central States Research Centre and Logan Valley Feeders, located in Oakland, Neb. Some of the upgrades to the room include Skype technology, polycom and other features for conferences.



**Marci and Dr. Kelly Lechtenberg**

## Kennel Club awards scholarship



**Second-year student, Jenna Dockweiler, leads Lemon Jack at a dog show.**

Dogs are not only man's best friend, but canines and humans also have diseases that are similar to each other, such as cancer. Comparative medicine is a field that Jenna Dockweiler, second-year student, would like to explore as a small animal specialty practitioner and researcher. These interests have helped Jenna earn the \$2,500 American Kennel Club/Companion Animal Recovery Scholarship.

Jenna is one of only six veterinary students in the nation to earn a scholarship from the club.

## Governor Brownback visits CVM



**Kansas Gov. Brownback meets second-year student Brady Luke.**

Kansas Gov. Sam Brownback visited the CVM on April 19. One of his goals is to have the CVM be recognized as a "Top 5" college of veterinary medicine. Gov. Brownback visited several classrooms, labs and offices throughout the day.

Gov. Brownback revisited the CVM in May as the commencement speaker for the Class of 2011 graduation.

## Ceremony honors Vanier family and book launch

A new book on the heritage and history of Kansas has just arrived. On Sept. 30, the CVM hosted a book launch ceremony for "150 Years of Kansas Beef," dedicated to longtime Kansas State University supporter Jack Vanier by his wife Donna. The book was written as part of the sesquicentennial celebration of Kansas statehood.

"We thought it would be good and appropriate at Kansas State to author a photograph rich, sort of coffee-table styled book honoring the people and the institutions and even the different episodes in the history of the beef industry in Kansas that have made Kansas beef what it is today," said Dr. Justin Kastner, co-editor and assistant professor of food safety and security.

The book was a joint project between two K-State units, the Frontier Program, an interdisciplinary program for historical studies of border security, food security and trade policy, and the Beef Cattle Institute, a program designed to help the beef industry



**Dr. Justin Kastner and Blair Tenhouse explain how the "150 Years of Kansas Beef" book project was developed.**

tackle today's and tomorrow's issues through education, research and outreach.

Ordering information for "150 Years of Kansas Beef" book can be found online at the CVM's website: [www.vet.k-state.edu](http://www.vet.k-state.edu).

# PART OF THE TEAM

CVM research faculty work with university's cancer research center

By Joe Montgomery

*Dr. Peiyong Fong, far right, works with Suhasini Ganta, assistant scientist, Dr. Yonghai Li, postdoctoral fellow, and Katie George, student worker. Dr. Fong's lab is one of several in the CVM that performs basic cancer research.*




PHOTO BY JOE MONTGOMERY

**Whether it's spoken in a clinic,** a hospital, an office, someone's home or even between acquaintances, one word has the power to cause instant dread — cancer. Researchers at K-State are tackling the challenge of trying to change this perception. Fourteen professors in the College of Veterinary Medicine work as partners in K-State's Johnson Center for Basic Cancer Research.

## The Johnson Cancer Research Center

The center was started just over 30 years ago by the late Dr. Terry C. Johnson, former director of the Division of Biology. As the director of an anticancer laboratory, Dr. Johnson recruited researchers and collaborators from other departments and colleges. Currently there are 75 faculty in 16 different departments including Arts & Sciences, Agriculture, Engineering, Human Ecology, the School of Leadership Studies and Veterinary Medicine.

All three academic departments in the College of Veterinary

Medicine have faculty members whose research is part of the Johnson Cancer Research Center: Anatomy and Physiology, Clinical Sciences and Diagnostic Medicine and Pathobiology.

## Focus on Basic Research

Although the emphasis of the Johnson Cancer Research Center is on basic research to provide the foundation for clinical research and clinical

trials, veterinary faculty are also finding unique and significant ways to study the disease and search for a cure. One such researcher is Dr. Peiyong Fong, assistant professor in the Department of Anatomy and Physiology.

"We are latecomers to our local cancer research family," Dr. Fong said. "How I got into cancer research is a rather unusual story because it essentially happened by accident. It's the result of being curious enough to begin untangling what is proving to be a very complicated, but still very fascinating knot."

Dr. Fong had primarily studied genetic diseases such as cystic fibrosis (CF) and polycystic kidney



**Above: This magnetic resonance image from Dr. Laura Armbrust shows the variation in red and yellow bone marrow in the femur of an adult dog.**

disease (PKD) when she was on the research faculty at Yale, the University of California, San Diego and Johns Hopkins. When she joined the CVM, Dr. Fong's work branched out to the related biology of the thyroid gland.

"In the most general sense, research in my lab focuses on understanding the structure, function and interactions between molecules that facilitate movement of salts across biological membranes (transporters and channels), and how this is disrupted in disease states," Dr. Fong said. "We found that one important molecule, CFTR (Cystic Fibrosis Transmembrane Conductance Regulator), the molecule that is defective in CF, is also expressed in the thyroid gland. Our data suggested that it functionally interacts with several other transport molecules. Interestingly, these transporters previously were identified by several other groups to be tumor suppressors in not only thyroid, but also in colon and breast epithelia."

In addition to supporting basic cancer research, the Johnson Cancer Research Center has a goal to provide scholarship and research opportunities for undergraduate students. Katie George, who is majoring in nutrition,

started working in Dr. Fong's laboratory in summer 2011. This fall, Katie successfully applied for an undergraduate Cancer Research Award from the Johnson Cancer Research Center to conduct studies on the functional interactions of CFTR with a novel tumor suppressor in a model colon carcinoma system.


### **A Clinical Perspective**

Dr. Laura Armbrust, associate professor of radiology in the Clinical Sciences department, has offered some different perspectives on cancer research.

"One of our primary projects was utilizing CT (computed tomography) for the evaluation of pulmonary (lung) metastases in dogs with cancer," Dr. Armbrust said. "Another interest I have is evaluating bone marrow with MRI (magnetic resonance imaging). We have looked at young and older dogs for normal patterns in hopes that establishing the normal pattern will allow us to evaluate dogs with cancers that affect the marrow, such as lymphoma."



***The arrow points out the pulmonary nodule (cancer metastases) in a CT image of a dog's thorax (chest), from Dr. Laura Armbrust.***



***Dr. Pradeep Malreddy, technician in Dr. Ronette Gehring's lab, prepares Ussing chambers to measure transepithelial resistance in mammary epithelial monolayers.***

PHOTO BY DAVID ADAMS



*Dr. Ronette Gehring looks at mammary epithelial cells through the microscope.*

PHOTO BY DAVID ADAMS

Dr. Armbrust has worked with three undergraduate students who have gone on to medical or veterinary school. One has become a human radiologist.

Another faculty member in the Clinical Sciences department, Dr. Ronette Gehring, is looking at how drugs and toxins cross the mammary epithelial barrier, which is important for predicting exposure in nursing infants to carcinogenic compounds through milk. This research is also important for non-lactating women because mammary epithelial cells may be exposed to harmful concentrations of carcinogenic compounds, if the kinetics of these compounds is such that they accumulate in the mammary tissue.

“The mammary epithelium expresses several xenobiotic transporters that result in high concentrations of their substrates in the milk and/or the mammary tissues,” Dr. Gehring said. “Some of these transporters (e.g., efflux pumps like P-glycoprotein and the breast cancer resistance protein) are best known for their role in the resistance of cancerous cells to chemotherapeutic agents, although they also play an important role in the movement of substrates across healthy biological barriers. Our work with these transporters has led to collaborations with clinical oncologists from

the Veterinary Medical Teaching Hospital with an interest in the effect of supportive antibiotic therapies on the expression of these transporters in cancerous cells.”

### **Videos Show Research in Action**

In the February issue of Lifelines, the official CVM monthly newsletter, a video story told about the work of Dr. Deryl Troyer, professor in anatomy and physiology, who is working with Drs. Stefan Bossman and Viktor Chikan in the Department of Chemistry. This team has developed a cancer-fighting technique that uses modified cells to introduce magnetic nanoparticles into tumors to initiate hyperthermia with a magnetic field. Watch the video at the CVM YouTube site: <http://www.youtube.com/watch?v=4zhbUkuxFoM>

More recently, Lifelines featured a video story about Dr. Mark Weiss and how his lab has worked to genetically engineer the genome of rats for generating models of human diseases, such as breast and pancreatic cancers. See the video at: <http://www.youtube.com/watch?v=S7jeCC4XmyE>

See the sidebar for a full list of the cancer researchers at the CVM. Find more information about the Johnson Cancer Research Center at: <http://cancer.k-state.edu> 

## CVM Faculty working with the Johnson Cancer Research Center

**Dr. Laura Armbrust** – Clinical Sciences – Studies the diagnostic imaging features of various naturally occurring cancers in animals.

**Dr. Frank Blecha** – Anatomy and Physiology – Studies innate immune responses important to cancer.

**Dr. Peying Fong** – Anatomy and Physiology – Studies regulation, structure and function of ion channels and transporters in macromolecular complexes.

**Dr. Roman Ganta** – Diagnostic Medicine and Pathobiology – Conducts molecular evaluation of how host cell biology is modified by pathogens.

**Dr. Ronette Gehring** – Clinical Sciences – Studies how environmental carcinogenic compounds move through the body and concentrate in vulnerable organs, causing harm.

**Dr. Mary Lynn Higginbotham** – Clinical Sciences – Studies the diagnosis and treatment of feline lymphoma as well as clinical trials involving treatment of cancer in animals.

**Dr. Dudley McCaw** – Clinical Sciences – Studies treatments of cancer in pets, and protein changes that occur in dogs with lymphoma.

**Dr. Annelise Nguyen** – Diagnostic Medicine and Pathobiology – Studies the regulation of gap junction in colon cancer cells.

**Dr. Thomas Schermerhorn** – Clinical Sciences – Studies cellular secretion and protein movement in normal and cancer cells.

**Dr. Bruce Schultz** – Anatomy and Physiology – Studies hormone-induced changes in epithelial function.

**Dr. Masaaki Tamura** – Anatomy and Physiology – Studies role of angiotensin II signaling in lung and colon cancer formation and chemoprevention.

**Dr. Deryl Troyer** – Anatomy and Physiology – Studies umbilical cord matrix stem cells as a potential therapy for degenerative diseases and cancer.

**Dr. Lei Wang** – Anatomy and Physiology – Studies treatment of malignant gliomas with stem cell transplantation.


**Dr. Philine Wangemann** – Anatomy and Physiology – Studies fluid homeostasis and blood flow regulation in the inner ear.

**Dr. Mark Weiss** – Anatomy and Physiology – Studies the potential use of stem cells for gene delivery vehicles, especially to brain tumors.



*Above: Katie George prepares a purified protein sample for electrophoretic analysis in Dr. Peying Fong's research laboratory.*

*Below: Dr. Peying Fong checks the settings on an amplifier before measuring membrane currents.*






# 'Why I give to the College of Veterinary Medicine'

## Griffing family 'bleeds purple' for four generations

*Having been born and raised in Manhattan, for Dr. William "Bill" J. Griffing, K-State was home. He never forgot about his beloved alma mater, even after he built a career outside of Kansas. Following his graduation from the K-State College of Veterinary Medicine in 1944, he took off for Bremen, Ind., where he operated a large-animal veterinary practice for 15 years before returning to Manhattan in 1959 to pursue additional degrees at K-State. By this time, he had married Anna (Moore) Griffing, and they had four children. Dr. Griffing earned his master's degree in one year, and three years later he graduated from K-State again with a doctorate in pathology. Shortly thereafter, the family relocated back to Indiana when he took a position with Eli Lilly and Company, a global pharmaceutical firm, where he worked until his retirement.*



*Dr. William Griffing Sr. graduated from K-State in 1944 and was commissioned as a lieutenant in the U.S. Army Reserves. He retired from the reserves 10 years later as a captain.*

*Dr. Griffing passed away in May 2011, but he has been forever memorialized by his wife Anna with the establishment of the Dr. William J. Griffing Graduate Excellence Fund, which supports graduate students in the College of Veterinary Medicine at K-State. Dr. Griffing's youngest son, William "Bill" Griffing Jr. — a 1975 graduate of K-State — recently shared reflections with the Kansas State University Foundation on his family's connection to K-State and his father's life, which shows that a person may leave their home, but their home never leaves their heart.*

### **What kind of impact has K-State had on you and your family?**

We've been bleeding purple for four generations. My great-grandfather came to Manhattan in the 1870s and graduated from K-State in the early 1880s. My grandfather attended K-State during the World War I era. My father represented the third generation, and I'm the fourth.

He loved everything about K-State and even listened to the football games on the radio when we lived in Indiana. My siblings and I all lived in Manhattan when he was in graduate school, and it holds a special place in our hearts. K-State has always meant a lot to our family.

### **Why is this program important to you?**

The College of Veterinary Medicine is one of the oldest, most prestigious programs in the nation. Because of our deep history with K-State, our father's career and our family's interest in education, we want to help support students in Kansas, enable them to attend such a great school and have the same experience as our family.

### **Talk about the experience of creating the award to honor your father.**

It's been a very rewarding experience. When my father passed in May, my mother wanted to do something for K-State in his honor. Dean Ralph Richardson was a huge help. Our families were close when we lived in Manhattan — we had dinners together on Sundays. He said

that he was motivated by my father to go to veterinary school and get his degree — and now he's the dean of the college here at K-State.

These types of arrangements — endowed scholarships — are wonderful because they're not just a one-time gift — you can see how they provide continuous support. It's a gift that keeps giving.

**- Story by Andrew Zender/KSU Foundation**

# PARTNERSHIP OF PLENTY

## Abaxis agreement funds new pathology residents

**A new partnership is reaping some special rewards** for the College of Veterinary Medicine. Last January, K-State announced a partnership with Abaxis Inc., a medical products company that manufactures point-of-care blood analysis systems. The initial partnership resulted in the creation of Abaxis Veterinary Reference Laboratories (AVRL), a full-service veterinary reference laboratory offering a broad range of tests, some of which are performed at the Kansas State Veterinary Diagnostic Laboratory (KSVDL).

As of October, Abaxis added a sponsorship agreement with the KSU Foundation to form the Abaxis Clinical Pathology Resident Fund that will provide funding for a clinical pathology resident in the College of Veterinary Medicine.


“The formation of the Abaxis Clinical Pathology Resident Fund further exemplifies the

strength of our partnership with the College of Veterinary Medicine and our national reference laboratory, AVRL, located in Olathe, Kan.,” said Clint Severson, chairman, president and CEO of Abaxis. “With the recent national launch of AVRL at the first of October, we continue to look for additional ways to partner with K-State.”

Dean Ralph Richardson said, “The university’s relationship with Abaxis and the AVRL has been an important evolution that will broaden the reach of our college and help us to achieve our goal of being one of the top veterinary schools in the country.”



**CONTINUED** | See ABAXIS, page 20



# Other Side of the WORLD

Argentina native changes countries  
and careers to become a veterinarian

By Dana Avery



**“Quiero ser un veterinario”** is how you say “I want to be a veterinarian” in Spanish. This phrase has been Gonzalo Erdozain’s dream — a dream he never pursued until now. After coming to the United States and working in graphic design for five years, he is now getting the opportunity to go after his dreams.

Gonzalo was born in Argentina, and at age 6 moved to Asunción, Paraguay, where he grew up as one of six children. When Gonzalo was in the eighth grade, he attended an American school, where all of the classes are taught in English. Even though he learned to speak English, Gonzalo still felt that there was a big difference between the United States and Paraguay.

“People talk about how bad it is in America, when it is actually really nice here,” Gonzalo said. “In Paraguay, there are no restrictions. If you’re being too loud, the neighbors don’t call the cops. The drinking age restriction isn’t enforced. Everything was less organized. In America, there are more restrictions but it’s organized. I really like it here.”

## Coming to America

When he was 17, Gonzalo started looking into different colleges. At the time, he was undecided between 3-D computer animation and veterinary medicine. In South America, he felt he wouldn’t be able to support a family if he became a veterinarian. Instead Gonzalo decided to go into graphic design. He applied to Kansas State University and the State University of New York (SUNY), was accepted into both programs, but chose to attend Kansas State University.

“When I was thinking about doing 3-D computer animation, we didn’t have Internet at home to look up colleges,” Gonzalo said. “I had friends send me college information books, but no university I found at the time had an undergraduate degree in that, so I settled for the BFA program in digital arts at K-State.”



**Gonzalo Erdozain examines his dog, Angie. In 2008, he lost a puppy to parvo which helped him make the decision to become a veterinarian.**

After Gonzalo graduated in 2003 with this degree, he was offered a job at an engineering company in Manhattan, where he worked two years before moving to Kansas City for a graphic designer position.

"I worked in Kansas City for three years, and began realizing my job was not challenging me at the intellectual level I wanted it to," Gonzalo said. "One evening, I joked with my fiancé [now his wife, Kate] about going to veterinary school and she told me to go for it. That was when I started looking into veterinary schools."

## A New Beginning

Gonzalo started to shadow veterinarians on the weekends at a local clinic, Kansas City Veterinary Care. A few weeks after he started shadowing at the clinic, he was laid off from his job. He decided to start going to the clinic every day instead of just the weekends. After a month, Gonzalo was promoted to be an assistant veterinary technician. During his time there, he was able to observe several procedures and help with cleaning and stocking the clinic.

"Working at the clinic was a lot of fun, and I loved it," Gonzalo said. "There was never a dull moment and every day was different. The best thing about it was that you could tell everyone loved their jobs."

Gonzalo looked into several veterinary schools. Each school had



**Gonzalo and his wife, Kate, enjoy the winter snow with their dog, Mia.**

different requirements, which would make it more difficult for him to become a veterinarian. Some schools would not accept international students while others required more pre-requisite classes. If he went to K-State, a lot of the classes from his undergraduate career would count toward the requirements, and there would be fewer classes he needed to take.

"At K-State, I would be able to apply for veterinary school within a year," Gonzalo said. "With classes, everything lined up perfectly. Then during my orientation, I heard about the Master's of Public Health program. I wanted to work toward that as well. The MPH has helped me with my classes and learning about food safety and research."

Gonzalo just entered his second year of veterinary school, and has almost completed his MPH. In October, he and Kate had their first child, Roman Michel Erdozain, born Oct. 4, 2011. Gonzalo hasn't decided what he wants to do after graduation, but he's interested in surgery and food production and safety. Gonzalo is grateful for his heritage, but doesn't want to return to Paraguay.



**Roman Michel, born Oct. 4.**

Last December was the first time I had been to Paraguay in seven years," he said. "It was nice to visit family, but it also reminded me why I left. I really like it here and I want to stay." 🌍



**pets = perfect  
prescription for kids**

By Joe Montgomery

## Dr. Sara Mark volunteers her time and expertise for pet-visitation program at Children's Hospital Colorado

It is said that laughter is the best medicine. Another good "medicine" could very well be the unconditional love provided through the human-animal bond.

A great example can be found at the Children's Hospital Colorado in Aurora (a Denver suburb), where pets are a prescription of choice. The Prescription Pet Program (RxPets) brings animals in to visit sick patients. The results of these interactions have been dramatic and touching.

One person who knows firsthand is Dr. Sara Mark, DVM 1983, who has helped develop a protocol for screening and training pets for entry into the program, as well as working with volunteers at the hospital who help handle the dogs that are used. Dr. Mark, who is originally from Hutchinson, Kan., also earned a bachelor's degree at K-State in 1977 with a dual major in life science and physical science and a minor in chemistry.

"There are so many amazing stories," Dr. Mark said. "I can go on about this place forever — about how much I enjoy it. I've been a volunteer coming into the hospital with my dog, worked on special events, and sat on the volunteer board. The more you know about this facility, the structure itself, you appreciate the commitment the hospital has to providing an optimal experience for the families."

Donna Matson, a volunteer at the hospital, echoed Dr. Mark's comments.

"It is hard to be a teenager in a children's hospital," Matson said. "This program has a dramatic impact. It can teach those who have not been loved that they can be loved. Our youth advisory council, which consists of teenage patients, just did a survey of other teens at the hospital. Did the kids want more macaroni and cheese or more dog visits? They wanted dog visits."

## How the Pet Prescription Program began

The program was started in 1984 by Dr. Jan Facinelli, a veterinarian in Denver, and Mary Jo Cleveland, head nurse in oncology, and Director of Volunteers Fern Bechtel. Fern's son had been hospitalized and saw how much a visit from their dog meant to him. The three of them scheduled an additional 20 visits with the hospital then signed off on the program. The next step was to expand the program and provide service to more units in the hospital.

"We felt that if it were going to have real legitimacy, this program needed to have support of the local veterinary community," Dr. Mark said. The program incorporated help

from the Denver Area Veterinary Medical Society. "We needed an ongoing source of veterinarians to help screen dogs and to give input to help keep up the quality of the program, so this was a good partnership."

The program began with about 15-20 dogs and has grown to about 100 dogs. Any given day, there are at least two dogs visiting in the hospital.

There are other hospitals around the country that use animal interactions to help provide comfort and companionship to patients, but Dr. Mark said the program in Denver is unique due to its training protocol.

## Formal protocol streamlines pet-screening process

"Initially the program was declared a model program of the Delta Society [for animal assisted activities/therapy]," Dr. Mark said. "People wanted to see how the program was structured, so it could be emulated, but we didn't have anything in writing. That's when I got involved in creating a protocol."



PHOTO BY CHRISTIE GABLE

**Dr. Sara Mark, far right, takes notes as her staff works with Marley, one of the pets in the Prescription Pet Program at The Children's Hospital Colorado.**



The protocol lists a standard set of criteria that can be used in screening animals for acceptance into the program.

"Dogs have to be over 2 and less than 9 years old," Dr. Mark said. "We want them to be past the puppy stage, but at the upper end, we want them to have at least two years of participating. It's a hard thing to get them trained. We test for basic obedience skills: sound sensitivity, pain threshold, does the dog let you grab next to their face, pull on their hair, pull on their tails — all of those things that could potentially happen with children. What we do in the test is to go beyond anything they will experience on the floor in the hospital, but we have to be sure. We have to be absolutely sure."

Kathleen McBride, director of volunteers at Children's Colorado, said, "There's such a variety of dogs. We have had boxers, retrievers, Great Pyrenees, Great Danes — it's really novel to see and experience it. I got to watch Sara as she was checking a dog to see if it would qualify for the program. It's just amazing to see what the dog has to do to prove himself."

In addition, the owners are screened for participation.

"We actually do a phone interview asking some probing questions," Dr. Mark said. "We want them to tell us about why they're interested in this program. If someone says, 'I have this really special dog and people need to see it,' then, no, that's the wrong answer."

## Program breeds success

Melissa Vizcarra, media relations coordinator for Children's Colorado, said, "Even with all of those strict guidelines, it's a very competitive program. There's a waiting list."

Matson added, "Not a day goes by that we don't get a call from a prospective volunteer."

Dr. Mark devotes countless volunteer hours with Children's Colorado and with the pets, which she manages on top of having her own veterinary practice, Southwest Veterinary Hospital in Littleton. Early on, she had brought her own dog to do visits at the hospital (see sidebar), but found more than she had expected.

"After I had a chance to be in the hospital — after being exposed to the people in the volunteer department — it was like, 'Okay, I don't really care if my dog can make it or not in the program, I just want to be a part of this,'" Dr. Mark said. "Everyone is accomplishing something positive. Even a lot of people whose dogs don't make it, still choose to volunteer for the hospital because they've seen the system and seen the atmosphere. They want to be a part of it."

Matson said, "This is my sixth year volunteering. It's too bad I didn't start volunteering sooner — it's such an environment. It's hard to



**Top: Dr. Sara Mark talks about her volunteer efforts at Children's Hospital Colorado in Aurora. Middle: One of the pets with a patient (courtesy Children's Colorado). Bottom: Marley, a Havanese, trains at Dr. Mark's clinic for participation in the Prescription Pet Program.**

**CONTINUED** | See RxPets, page 27

# Darlene

By Sara Mark, D.V.M.

**For three years, my dog, Pokey, and I worked side-by-side as volunteers** in the Prescription Pet Program at The Children's Hospital in Denver. I often referred to Pokey as a "terror" instead of a terrier because in those younger days, she was a perpetual motion machine. The only time she was different was during our hospital visits, and then she seemed to find some inner force that made her behave. Every time that Pokey and I visited patients, we saw little miracles, but one day something special happened that changed my perspective on how deeply Pokey could give.

On this day the volunteer office asked us to see a patient on the fourth floor — the oncology ward. So, along the way on our rounds, we made a special point to stop in at Darlene's room.


Darlene was 16 years old, with shoulder-length blonde hair and a ready smile. I asked, "Would you like to visit with Pokey?" and she accepted. I immediately knew that something unusual was going on. You see, my ball-of-fire terrier-mix climbed onto the bed and quickly went to the girl's side to tuck in under her arm. Pokey laid her head on the girl's shoulder, with her little dog face pointed up toward Darlene's.

As Darlene looked down into those liquid brown eyes, she whispered to Pokey. This was definitely a change from the usual patient contact, where doggie tricks were the order of the day. Still, these two were obviously doing some serious work here, so I sat back and watched the television. After about 30 minutes, Darlene spoke up. "Thanks so much for visiting. I know you have other patients to see, so I'd better let you go. You'll never know how much this meant to me." And she flashed us a brilliant smile.

Three weeks later, I got a phone call from Ann, our supervisor in the volunteer office, with whom I had shared this story. She said "I just wanted to let you know that Pokey's friend, Darlene, is in heaven."

Darlene, that brave and beautiful 16-year-old child, had received terrible news that day that we visited her. Her cancer had relapsed for a third time. In her treatment protocol, there were no more options. She was destined to die — very soon.

Darlene had to have been afraid. Still, she couldn't trust her family, friends, doctors or caregivers with her fears. There wasn't a human alive who she could talk to — but she could share herself with this little dog! She knew that Pokey wouldn't tell anyone her secrets — wouldn't ridicule her dreams that would never come true.


We'll never truly know what Darlene said that day or just how much good Pokey accomplished with her 30 minutes of loving silence. But Darlene instinctively knew what all dog lovers have known through the ages: No friend can be as trusting, loyal and loving as a dog. 



## Distinguished Leader

Dr. Chengappa named 2011 Outstanding Department Head


**The purple spotlight shined** on Dr. M.M. Chengappa, who heads the Department of Diagnostic Medicine and Pathobiology. In the spring semester, he was given Kansas State University's 2011 Presidential Award for Outstanding Department Head. K-State President Kirk Schulz recognized Dr. Chengappa in a special award ceremony on April 29.

"I am honored and humbled by this recognition," Dr. Chengappa said. "I am very thankful to Dr. Ralph Richardson, dean of the college, for giving me the opportunity to be a part of this great college at K-State. It is truly a privilege to be associated with a fine group of highly productive faculty, staff and graduate students in this department. I have an outstanding group of people to work with in the college. This experience that I have gained during the course of my tenure as head has made me a better person. You achieve that only if you are sincere and genuinely concerned for the growth and well-being of the people you serve in the department and the college." 




**Dr. M.M. Chengappa**

## Lucky 13 receive Pfizer scholarship



**Front row (left to right): Kellie Allen, Carolyn Yang, Jennifer Gih, Jennifer Darby, Becca Pheasant and Heidi Morey. Second row: Philip Allen, Robert Hainline, Clayton Thorson and Ryan Tollefsrud. Not pictured: Brooks Butler, Jenna Krohn and Ji Hyon Lee.**

**Thirteen K-State students are the lucky ones.** Pfizer Animal Health selected its second class of Pfizer Animal Health Veterinary Student Scholars. The selection included 300 second- and third-year students representing 28 U.S. and three Caribbean schools of veterinary medicine. The students will cumulatively receive \$750,000 in scholarships.

The scholarship is awarded to veterinary students who are making outstanding contributions to the veterinary profession and to the well-being and medical care of animals. This year's recipients represented more than 30 percent diversity students. About a third of the recipients are studying to become mixed animal practitioners and approximately 35 percent are studying small animal veterinary medicine. 

## Celebrating the bond

### CVM holds events to honor the Human-Animal bond

**A special bond is formed between an owner and their animal.** This year, the CVM hosted two events to celebrate the Human-Animal bond. This was the first year the events were held.


The Human-Animal Bond Fair was held on April 16 during the annual campuswide open house. The fair featured five speakers including: Dr. Kipp Van Camp, author of the book "Always Allie", Dr. Patricia Payne, associate professor in Diagnostic Medicine Pathobiology, Dr. Debra Sellers, assistant professor and extension specialist for the K-State School of Family Studies and Human Services, Dr. Jim Coffman, former provost and professor emeritus of clinical sciences, and Dr. Ronnie Elmore, associate dean for academic programs.

The speakers shared their own personal stories and experiences with the powerful bond. In between speakers, visitors would look at the many information booths set up in the Mara Conference Center.

Another event was held on Sept. 24. The first Human Animal Bond Conference addressed the issue of animal care during a natural disaster. Several speakers were present throughout the event, sharing their experiences in natural disasters.

***Beth Galligan, veterinary technician, had a booth for Reading Education Assistance Dogs during the Human Animal Bond fair on April 16. This program is held at the Manhattan Public Library on Sundays. The program helps children with their reading while using dogs.***

The speakers featured at the conference were: Dr. Greg Eiselein, English professor, Dr. Joseph Taboda, associate dean for student and academic affairs at Louisiana State University School of Veterinary Medicine, Lisa Greenhill, associate executive director for Institutional Research and Diversity for the Association of American Veterinary Medical Colleges, Dr. Christen Skaer, DVM 1999 and Sedgwick County and Kansas State Animal Response Director, and Pam Muntz, Greensburg resident and K-State Research and Extension family and consumer science educator.

Several of the speakers had first hand experiences with natural disasters including the Greensburg tornado and Hurricane Katrina. Their presentations helped shed light on the topic of having an emergency plan for your pets in case disaster strikes. 



## Research Tips & Assistance



By Carol Elmore

Eating the same food every day can become dull to pets as well as people, preparing special meals can be a solution. Lots of books are available on how to cook for your pets.

Several recipe books feature healthy dog treats such as "Cooking the Three Dog Bakery Way" (SF427.4 .B424 2005), "The Ultimate Dog Treat Cookbook" (SF427.4 .P37 2005) or "Doggy Desserts" (SF427.4 .G5292 2007). Recipes for cat treats can be found in "No Catnapping in the Kitchen" (SF447.6 .R44 1996). "The Whole Pet Diet" (SF427.4 .B75 2006) lists some no cook treats for dogs and cats.

Natural food options are discussed in "Raw and Natural Nutrition for Dogs" (SF427.4 .O57 2010), "Natural Food Recipes for Healthy Dogs" (SF427.4 .B69 1997), "Natural Nutrition for Cats" (SF447.6 .S38 2008), "The Natural Pet Food Cookbooks" (SF427.4 .R43 2008) and "Pet Food Nation" (SF427.4 .W46 2007).

Other specialized diet books include "Pudgy Pooch, Picky Pooch" (SF427.4 .S56 1998), "Fat Cat Thin" (SF447.6 .A43 2007) and "Fat Cat, Finicky Cat" (SF 447.6 .D38 1997) "The Growling Gourmet" (SF427.4 .G76), is a compilation of photographs of celebrities in the 1970s with their dogs and what they liked to feed them.

Some pet cookbooks are available in electronic formats: "Natural Pet Food Cookbook: Healthful Recipes for Dogs and Cats" (SF427.4 .R43 2008eb) and "Ultimate Cat Treat Cookbook: Homemade Goodies for Finicky Felines" (SF447.6 .P36 2006eb). All books can be found at public libraries or through interlibrary loan services. A list is available at: [www.vet.k-state.edu/depts/library/news/index.htm](http://www.vet.k-state.edu/depts/library/news/index.htm).


VETERINARY MEDICAL LIBRARY  
KANSAS STATE UNIVERSITY  
408 TROTTER HALL

**Abaxis** | continued from page 11

Dr. Gary Anderson, director of the KSVDL said, "The gift to support resident training in clinical pathology enhances our program in the Department of Diagnostic Medicine and Pathobiology, allowing more clinical pathologists to be trained or boarded and assist in teaching veterinary students. Additional highly qualified trainees in the program can bring many benefits to teaching and training, as well as increasing the capability to handle a greater case load. Support from a company like Abaxis is a big deal because there would be no way to fund or resource such a position without the infusion of direct support. As well, many ancillary contributions and 'projects' will unfold as the partnership develops and the needs of training programs become known to our industry partner."

Dr. Anderson said a key component of the KSVDL's mission is to connect with its clients in ways that not only include test results, but also provide practical information and knowledge that may assist them in bringing value to their clients.

"Our goal is to assist them in growing their practices and businesses," Dr. Anderson said. "Additional personnel who are energetic, engaging and caring will add fuel to accomplish many of these objectives."

Dr. Melinda Wilkerson, coordinator of the Clinical Pathology Residency training program and diplomate of the American College of Veterinary Pathologists said, "The support provided by Abaxis is embraced, especially in the challenging economic times. This will allow us to grow our program and to meet future programmatic and workforce needs." 

# CVM teams up with Sunset Zoo to provide animal care

**A female chimpanzee's reproductive difficulties were the focus** of a routine veterinarian visit at the Sunset Zoo. Dr. Bonnie Catterson, a local OB/GYN, and cardiologist Dr. Annika Linde, joined faculty and students from K-State's College of Veterinary Medicine on Sept. 1 to examine Hasusa, Sunset's 19-year-old female chimpanzee, as part of her routine physical. Led by Dr. James W. Carpenter, K-State's professor of zoological medicine, the students were part of the university's fourth-year clinical rotations in exotic animal, wildlife and zoo animal medicine class that supports veterinarian care to Sunset's 250-plus animal residents.

"As a nationally accredited zoo, we are committed to providing the highest quality of care to our animal residents," said Scott Shoemaker, zoo director. "Our partnership with K-State has been crucial to our ability to do this and it's exciting that we are shaping the next generation of zoo veterinarians."

The examination went well and Hasusa is now fully alert in her exhibit. For the safety of both the animal and medical professionals, Hasusa was anesthetized for the entire examination; standard protocol when completing veterinarian procedures on larger, exotic animals. In addition to receiving the normal check-up, Dr. Catterson collected a variety of samples to help determine why Hasusa is struggling to carry pregnancies to full term.

Sunset Zoo's partnership with Dr. Carpenter and K-State's College of Veterinary Medicine dates back to 1989. Under Dr. Carpenter's guidance and assistance from several veterinarians, students spend a three-week rotation at the zoo, gaining experience in the care of exotic animal species. Nationally-recognized zoo veterinarians with roots to Sunset Zoo can be found throughout the country, including Dr. Jennifer D'Agostino, Oklahoma City Zoo's director of veterinary services, who is overseeing the care of Sunset Zoo's former chimpanzee baby Siri. 🐒



*Fourth-year student, Ashley Smit, performs dentistry on Hasusa, one of Sunset Zoo's chimpanzees, as part of her Exotic Animal Medicine clinical rotation. Photo courtesy of Sunset Zoo.*



# Veterinary Medical Alumni Association

Find us online at: [www.vet.k-state.edu/depts/alumni](http://www.vet.k-state.edu/depts/alumni)

## About the VMAA

The Veterinary Medical Alumni Association is a nonprofit organization run primarily by our graduates who volunteer their time and effort. Members are elected to serve on the association's executive board. Each serves a four-year term as member-at-large, and one year each as president-elect and president. The SCAVMA president serves one year or until his presidency ends. The secretary-treasurer continues to serve without re-election until he/she resigns or an election is mandated.

The VMAA Executive Board established an endowment in February 2003. VMAA membership dues are placed in this fund to generate earnings to support alumni events, initiatives and activities in perpetuity. The VMAA Endowment, account number, K93615, has a balance of more than \$320,000 as of October 2011. A special thank-you to all who have participated in this effort.

**We are still collecting VMAA membership dues for the 2012 fiscal year.**

## Message from VMAA President, Dr. Orval Gigstad III, DVM 1976



How often are you asked, "Where did you go to Veterinary School?" It's a common question, and I think we all take pride in answering: Kansas State University.

I am proud to serve as president of the Veterinary Medical Alumni Association (VMAA). Our goal is to support and promote the veterinary college and its alumni. Dues paid to the VMAA are placed in an endowment fund and the earnings generated are used to support alumni events and awards.

The tailgating tent in Cat Town during K-State football games is a good example of what we do. It gives alumni, faculty and students a chance to keep in touch. We also host the popular K-State receptions at many continuing education sites. Our outstanding alumni are recognized for their contributions to veterinary medicine and their communities.

We continue to look for new ways to reach our goals and support the school that we are all so proud of. Your suggestions for award recipients or new projects are always welcome. I appreciate this opportunity to serve as president.

## Executive Board Members

### President

Dr. Alfred O. Gigstad III  
DVM 1976  
orv.gigstad@windstream.net

### Senior Member-At-Large

Dr. Todd E. Knappenberger  
DVM 1999  
kvc4ksu@sbcglobal.net

### President Elect

Dr. Justin B. Janssen  
DVM 1972  
JustinJanssenDVM@gmail.com

### Members-At-Large

Dr. Julie M. Ebert  
DVM 1996  
julieebert@twinvalley.net

### SCAVMA President

Kyle Renaldo  
Class of 2013  
krenaldo@ksu.edu

Dr. Leslie E. Pelfrey  
DVM 1991  
drpevo@sbcglobal.net

### Secretary/Treasurer

Dr. Howard H. Erickson  
DVM 1959  
erickson@vet.k-state.edu

Dr. Kenneth Burton  
DVM 1981  
krburton@ksu.edu

## 2011 Class Initiative Award

Congratulations to the class of 1966 for earning the "Reunion Achievement Award" for the highest percentage of cash gifts given among returning reunion classes. The class of 1966 did not attend Heritage Evening for the award presentation, so they are not pictured here. They celebrated their 45th reunion at the Brethour Ranch near Maple Hill, Kan. Combined, the classes raised \$56,052.63. Thanks to all who participated.

## 2012 Calendar of Events

**Jan. 15** - North American Veterinary Conference  
Orlando, Fla. Reception: 7:00 - 9:00 p.m.

**Jan. 27** - Nebraska Veterinary Medical Association  
Omaha, Neb. Reception: 5:30 - 7:30 p.m.

**Feb. 6-7** - Telefund

**Feb. 20** - Western Veterinary Conference  
Las Vegas Reception: 7:30 - 9:30 p.m.

**Feb. 22-24** - Alumni Fellow

## Alumni class news

### 1954

Dr. Alfred O. Gigstad and his wife, Roberta (Heyn, 1952), celebrated their 60th wedding anniversary on Sept. 2, 2011. Their children, Dr. A. O. Gigstad III, DVM 1976, and Carolyn, Bobb and Marti Gigstad, Cheryl Goff, Dr. James Gigstad, DVM 1993, and Tammie, gave them a reception Aug. 28, 2011, at the First Christian Church in Nebraska City, Neb.

### 1985

Dr. Bradley J. Francis, Idaho Falls, Idaho, received the 2011 Idaho Veterinarian of the Year Award. For more information please go to [www.ivma.org/vetframe.htm](http://www.ivma.org/vetframe.htm).

## In Memoriam

### 1937

**Dr. Richard Omohundro**  
Sun City West, Ariz.  
Sept. 22, 2010

### 1941

**Teresa Prather, wife of Dr. Elwin R. Prather**  
Lenexa, Kan.  
Sept. 18, 2011

### 1942

**Dr. William Wempe**  
Lawrence, Kan.  
Sept. 15, 2011

### 1943

**Dr. Lloyd Isaacson**  
Jonesboro, Ark.  
March 31, 2011

### 1944

**Dr. Joseph F. Fulton**  
Kearney, Neb.  
April 29, 2011

**Dr. William J. Griffing**  
Shelbyville, Ind.  
May 4, 2011

### 1945

**Dr. Arthur Roseberg**  
Minneapolis, Minn.  
April 9, 2011

### Dr. George Wreath

Belleville, Kan.  
Oct. 2, 2011

### 1946

**Dr. John Noordsy**  
Marion, S.D.  
Sept. 30, 2011

### 1947

**Dr. Clarence Hardin**  
Hemet, Calif.  
March 20, 2009

### 1950

**Dr. James A. McKitterick**  
Laguna Niguel, Calif.  
June 14, 2011

**Dr. William Carl Gross**  
Oak Park, Ill.  
July 21, 2011

**Dr. Frank F. Sutton**  
Mexico, Mo.  
Aug. 26, 2011

### Dr. Michael Roller

Circleville, Kan.  
Aug. 7, 2011

### 1951

**Dr. Raymond Hill**  
Centralia, Ill.  
Aug. 7, 2011

### 1953

**Dr. Mark Harold Werbin**  
Derby, Kan.  
July 1, 2011

### Dr. John Hurlburt

Hennepin, Okla.  
May 22, 2011

### Dr. J.D. Savage

Hominy, Okla.  
July 20, 2011

### 1954

**Dr. Maruice Morrissette**  
Walker, La.  
March 21, 2011

### Dr. Earnest E. Bruce

Eau Claire, Wis.  
July 20, 2011

### 1955

**Dr. Charles L. Olson**  
Salina, Kan.  
May 19, 2011

### Dr. Norman Meriweather

Miller, S.D.  
June 17, 2011

### 1957

**Dr. Robert Asmus**  
Omaha, Neb.  
June 18, 2011

### Dr. John Ravnikar

Plant City, Fla.  
March 13, 2011

### 1962

**Dr. George C. Ferguson**  
Stockton, Calif.  
Dec. 15, 2010

### 1963

**Dr. William Whitenack**  
Conway, Ariz.  
July 15, 2011

### 1965

**Dr. David Paul Kaiser**  
Hartford, S.D.  
March 28, 2011

### Dr. Bruce McLauray

Eliis, Kan.  
June 2, 2011

### Dr. Nedrick L. Price

Kansas City, Mo.  
Sept. 30, 2011

### 1969

**Dr. Frederick Helm**  
Hilo, Hawaii  
June 27, 2011

### 1974

**Dr. Richard Connor**  
Leawood, Kan.  
Oct. 12, 2011

### 1987

**Dr. Bradley Wilson**  
Salt Lake City, Utah  
May 26, 2011

### 1988

**Dr. Kevin David Kuenzi**  
Perry, Kan.  
July 28, 2011

### 1994

**Dr. Robert M. Zwiesler**  
Wichita, Kan.  
June 3, 2011

# A Real Western Hero

## Dr. O.M. Franklin posthumously inducted into Hall of Great Westerners

### **A departed CVM alumnus received very special recognition**

this past April in Oklahoma City at the Western Heritage Awards. Dr. O.M. Franklin, DVM 1912, was inducted into the Hall of Great Westerners at the National Cowboy and Western Heritage Museum. Induction into the Hall of Great Westerners honors an individual who promotes America's rich Western heritage through leadership and patronage of art, business, industry, environmental, education, humanitarian, government or philanthropic organizations.

Dr. Franklin (1886-1973), Pampa, Texas, developed the first successful vaccine for blackleg in Wichita in 1916. Blackleg had become a deadly cattle disease, killing up to 20 percent of the hybrid calf crops throughout the American West in the early 1900s. At the time Dr. Franklin graduated with his DVM, blackleg

had become such a problem in Kansas. The veterinary department of Kansas State Agricultural College actively began to try to improve the spore vaccine that both they and the USDA had been providing free for many years – in the case of the USDA, since 1897. Dr. Franklin, along with three other veterinarians and several cattlemen, worked to refine and patent the vaccine, which was proven effective and marketed to much success. In 1927 the O.M. Franklin Blackleg Serum Company was formed, and Dr. Franklin served as president until his retirement in 1950. By 1972, the Franklin Serum Company had become the largest cattle vaccine and supply company in the world. 🌐



**Dr. O.M. Franklin**

## Farewell, Dr. John Noordsy



**Dr. John Noordsy**

### **The CVM says goodbye to a longtime alumnus, professor, friend and colleague.**

Dr. John Noordsy, DVM 1946, passed away Sept. 30 in Marion, S.D. He joined the CVM in 1960 as a professor in large animal surgery and was an internationally recognized veterinary surgeon with an emphasis on bovine surgery. His career spanned 62 years and involved postgraduate regulatory work and private practice in food

animal medicine and surgery. He practiced at a mixed animal practice in Marion for 13 years.

Dr. Noordsy served from 1976 through 1984 as assistant dean of the veterinary college and, in the 1987-88 school year, was acting dean. He

retired in 1990 as associate dean of Academic Affairs and Alumni Relations.

Survivors include his wife, Pat, Marion, S.D.; son, Tom (Pat) Noordsy, Sioux Falls, S.D.; daughter, Jill (Mike) Guffy, Ames, Iowa; son, Terry (Vicki) Noordsy, Hertford, N.C.; brother-in-law, V.B. (Joan) Rose, Lynchburg, Va.; and eight grandchildren and 10 great-grandchildren.

Condolences can be sent to Patricia Noordsy and family to 2210 Hamilton Drive #111, Ames, IA 50014. The Noordsy family has a scholarship for the College of Veterinary Medicine. If you wish, you may make a monetary gift in his memory payable to the KSU Foundation: Mail to the College of Veterinary Medicine, Attn: Cheri Ubel, Alumni Coordinator, 1700 Denison Ave., 103 Trotter Hall., Manhattan, KS, 66506-5601. 🌐

## cvm alumni earn first-time honors

**Dr. Tara Donovan joins**

# '10 UNDER 40'

**Young swine veterinarians are starting to get some recognition.**

Dr. Tara Donovan, DVM 1998, was selected as one of the talented first winners of the "10 under 40" swine veterinarian award program designed to recognize 10 veterinarians under the age of 40 who are making significant contributions to swine medicine.

"The 10 under 40 program recognizes the success and dedication of young swine veterinarians and we are privileged to work with and recognize these leaders who are doing their part to help pave the way for the future of our industry," said Dr. Steve Sornsen, DVM, M.S., senior director, pork technical services at Pfizer Animal Health.

Dr. Donovan is the vice president of Health Management at the Hanor Family of Companies, Spring Green, Wis., and also serves as president-elect for the American Association of Swine Veterinarians. She received her bachelor's degree from the University of Nebraska-Lincoln.

Dr. Donovan attributes her success and biggest contribution to swine medicine to managing health and disease in production systems.

"I respect the work that it takes for production workers and producers to make a change and do the things we ask to help improve health," Dr. Donovan says. "Working really close with my production team has helped me be successful." 🌐



**Dr. Tara Donovan**

## Cattle hall of fame inducts Dr. Dan Upson

**You might consider him a rookie.**

Although he has had a full career, Dr. Dan Upson is new to a special honor. He is one of two inaugural inductees to the Cattle Production Veterinarian Hall of Fame. The other is Dr. Harold Amstutz of West Lafayette, Ind. They were both recognized at the American Association of Bovine Practitioners (AABP) annual conference in St. Louis in September. The hall of fame banquet was sponsored by Merck Animal Health.

The Cattle Production Veterinarian Hall of Fame was established to celebrate the rich traditions of American cattle production veterinary medicine by honoring the exceptional men and women who have made lasting contributions to their profession. Six organizations

sponsor the hall of fame including AABP, the Academy of Veterinary Consultants (AVC), Bovine Veterinarian, Merck Animal Health and Osborn & Barr Communications.



**Dr. Dan Upson**

Dr. Upson is best known for his commitment to helping ranchers produce safe, wholesome beef through residue avoidance and providing practitioners with knowledge and guidance for the prudent use of antimicrobials in beef cattle production medicine.

A native of Hutchinson, Kan., Dr. Upson earned his DVM in 1952. After private practice in Pretty Prairie, Kan., for seven years, he had a 35-year tenure at K-State, teaching pharmacology and serving as a section leader in veterinary extension. 🌐



# Alumni Recognition Awards



**Dr. Terry L. Blanchard (1976) 2010 Alumni Recognition**

## **American Association of Equine Practitioners**

Dr. Terry Blanchard received his DVM from K-State in 1976. He joined the U.S. Peace Corps in the Philippines where he taught pre-veterinary students and performed research on reproduction in water buffaloes from 1977 to 1979. He received his master's degree from the University of Missouri in 1983. He joined the faculty at the University of Pennsylvania from 1984 to 1986. Dr. Blanchard then joined the faculty at Texas A&M University from 1986 to 2005, and returned to A&M in 2008.



**Dr. Tom Purinton (1965) 2011 Alumni Recognition**

## **North American Veterinary Conference**

Dr. Tom Purinton received his DVM at K-State in 1965. After obtaining his Ph.D. in veterinary anatomy from the University of Minnesota in 1972, Dr. Purinton joined the faculty at the K-State College of Veterinary Medicine in the anatomy and physiology department. In 1975, he joined the faculty of the anatomy and radiology department at the University of Georgia where he taught until his retirement in 2008.



**Dr. Jack Lee Anderson (1965) 2011 Alumni Recognition**

## **Nebraska Veterinary Medical Association**

Dr. Jack Lee Anderson received his DVM from K-State in 1965. After graduation, he worked as a captain in the Air Force Veterinary Corps for two years. He went into general practice in Sycamore, Ill., from 1967 to 1978, and then founded and practiced in a swine-consulting practice in Columbus, Neb., from 1978 to 2005. He also owned and managed small animal practices in Fremont, Neb., and Grand Island, Neb., from 1982 up to his retirement in 2007.



**Dr. William Kvasnicka (1956) 2011 Alumni Recognition**

## **Western Veterinary Conference**

Dr. William Kvasnicka received his DVM from K-State in 1956. After graduation, he served in the U.S. Army Veterinary Corps for two years. He served as the attending veterinarian for the USDA's Agriculture Research Service Meat Animal Research Center (MARC) in Clay Center, Neb., from 1974 to 1985. In 1985, Dr. Kvasnicka accepted the veterinary extension/research position for the College of Agriculture, Biotechnology and Natural Resources at the University of Nevada in Reno, Nev. He formally retired in 2003, but continues to serve the profession by administration of a beef cattle internal parasite database.

Read more about these recipients and awards online at [www.vet.k-state.edu/depts/alumni/recognition.htm](http://www.vet.k-state.edu/depts/alumni/recognition.htm)

## RxPets | Dr. Sara Mark guides protocol


continued from page 16

describe when you're here, and Dr. Mark is an intricate part of our operation. From her, it's like the domino effect — it just goes and goes and goes."

McBride said, "These two (Matson and Dr. Mark) have something in common. They were both volunteers of the year in separate years. I just think the world of them and what they do. The volunteers and our staff all know Dr. Mark, so when she was selected at the ceremony, instead of applause, everybody barked."

### CVM selects Dr. Mark as 2012 Alumni Fellow

Because of the respect and admiration Dr. Mark has earned from her colleagues and

peers, she has been named as the upcoming 2012 Alumni Fellow for the College of Veterinary Medicine. Dr. Mark will be invited to the K-State campus in February where she will participate in several college activities as well as in the formal recognition of Alumni Fellows for the other academic colleges at K-State. 



# GET CONNECTED

**Each year, we receive many phone calls from K-Staters looking for K-State-educated veterinarians in their area.**

**Let us help you, by offering your business information to those who are interested through the K-State Alumni Association's "Business Cards" program.**

## Signing up is easy and free!

Visit <https://one.found.ksu.edu/ccon>

Click "Business Cards" on the left sidebar.

Select "Create a Business Card Listing."

Register a user ID and password, then log in.

Enter your business information, and submit!

**This opportunity for FREE ADVERTISING may be updated by you at any time.**

**For questions, call Cheri at 785-532-4043.**



## Development and Alumni Office

College of Veterinary Medicine  
Kansas State University  
103 Trotter Hall  
Manhattan, KS 66506-5604

CHANGE SERVICE REQUESTED

Nonprofit Organization  
US POSTAGE  
**PAID**  
Permit #3  
Eudora, KS 66025

### Notice of nondiscrimination

Kansas State University is committed to nondiscrimination on the basis of race, color, ethnic or national origin, sex, sexual orientation, gender identity, religion, age, ancestry, disability, military status, veteran status, or other non-merit reasons, in admissions, educational programs or activities and employment, including employment of disabled veterans and veterans of the Vietnam Era, as required by applicable laws and regulations. Responsibility for coordination of compliance efforts and receipt of inquiries concerning Title VI of the Civil Rights Act of 1964, Title IX of the Education Amendments of 1972, Section 504 of the Rehabilitation Act of 1973, the Age Discrimination Act of 1975, and the Americans With Disabilities Act of 1990, has been delegated to the Director of Affirmative Action, Kansas State University, 214 Anderson Hall, Manhattan, KS 66506-0124, (Phone) 785-532-6220; (TTY) 785-532-4807.

1947 • 1952 • 1957 • 1962 • 1967 • 1972 • 1977 • 1982 • 1987 • 1992 • 1997 • 2002 • 2007

# 2012 KSU CVM Class Reunions

## June 2 - 4, 2012



Watch the Class of 1981 reunion video at:  
[www.youtube.com/watch?v=ZpAsyrfVlv8](http://www.youtube.com/watch?v=ZpAsyrfVlv8)

### Don't miss out on these great events:

- College and campus tours will be held Saturday, June 2, at 9:00 and 10:00 a.m.
- Heritage Evening is Monday, June 4, at 6:00 p.m. in the Alumni Center Ballroom. The following awards will be presented:
  - 2012 Distinguished Alumnus Award
  - 2012 E.R. Frank Award
  - 2012 Young Outstanding Veterinarian of the Year
- 74th Annual June Conference June 3 - 6
- 18th Annual Golf Tournament June 4

Questions? Call Cheri at 785-532-4043.