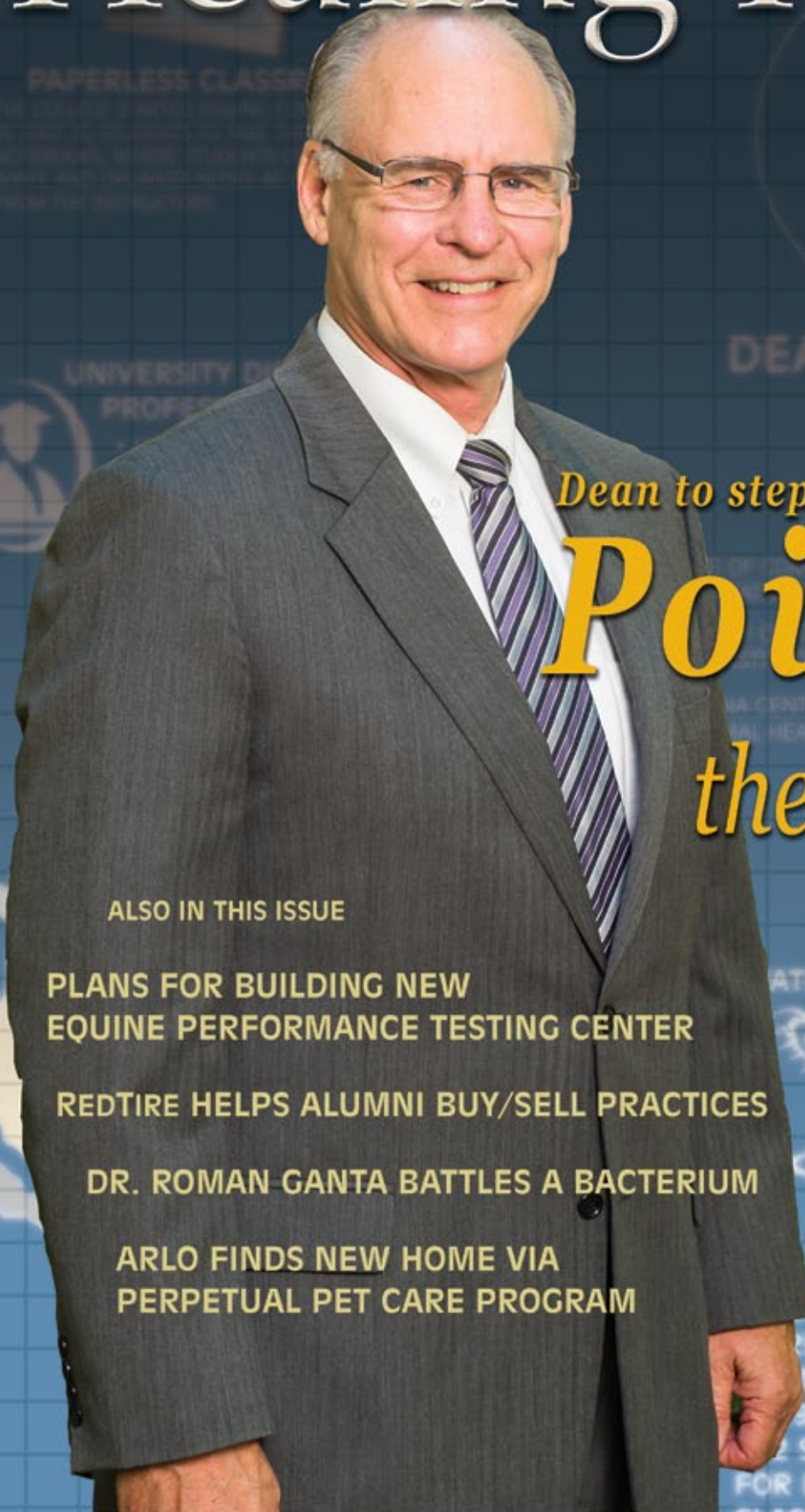


# Healing Hands



DEAN RICHARDSON  
TENURE

*Dean to step down; will leave college*

## *Poised for the Future*

ALSO IN THIS ISSUE

PLANS FOR BUILDING NEW  
EQUINE PERFORMANCE TESTING CENTER

RETIRED HELPS ALUMNI BUY/SELL PRACTICES

DR. ROMAN GANTA BATTLES A BACTERIUM

ARLO FINDS NEW HOME VIA  
PERPETUAL PET CARE PROGRAM



MORE THAN \$72 MIL  
• 150 SCHOLARSHIPS CREA  
• SEVEN PERMANENTLY  
• TWO LECTURESHIPS, SEV  
THREE FELLOWSHIP  
ABUS



Volume 10 Issue 2  
Fall 2014  
[www.vet.k-state.edu](http://www.vet.k-state.edu)

# Contents



6 Arena of Excellence

8 Seeking Successors

10 Battling a Bacterium

12 A New Home for Arlo

14 Poised for the Future

17 If You Rebuild It, They  
Will Come



Follow us on social media  
[facebook.com/KSUCVM](https://facebook.com/KSUCVM)  
[youtube.com/KSUCVM](https://youtube.com/KSUCVM)  
[twitter.com/KSUCVM](https://twitter.com/KSUCVM)



## COLLEGE OF VETERINARY MEDICINE ADMINISTRATION

### Dean

Dr. Ralph Richardson

### Executive Associate Dean

Director, Veterinary Health Center

Dr. Roger Fingland

Associate Dean for Academic Programs,  
Admissions and Diversity Programs

Dr. Ronnie Elmore

### Associate Dean for Research

Dr. Frank Blecha

Assistant Dean for Administration and Finance

Dr. Priscilla Roddy

Head, Diagnostic Medicine/Pathobiology

Dr. M.M. Chengappa

Head, Clinical Sciences

Dr. Bonnie Rush

Head, Anatomy and Physiology

Dr. Michael Kenney

Director, Diagnostic Laboratory

Dr. Gary Anderson

Hospital Administrator

Veterinary Health Center

Dr. Shirley Arck

Veterinary Medical Continuing Education

Dr. Bob Larson, Executive Director

Director, Veterinary Medical Library

Prof. Gayle Willard

### Healing Hands

is published by the offices of Development and  
Alumni Affairs and Events

Editor, Designer

Joe Montgomery

Development Officer

Courtney Marshall

Communications and Client Relations Coordinator

Kristin Loving

Pet Tribute Coordinator

Sharon Greene

Development Coordinator

Jodi Dragastin

Director of Alumni Affairs and Events

Ashley McCowan

Programs Assistant, Alumni Office

Dana Parker

MAILING ADDRESS

Dean's Office  
College of Veterinary Medicine  
**Kansas State University**  
101 Trotter Hall  
Manhattan, KS 66506-5601

TELEPHONE  
785-532-5660

WEB ADDRESS  
[www.vet.k-state.edu](http://www.vet.k-state.edu)

**About the cover:** Dean Ralph Richardson sees great things ahead for the College of Veterinary Medicine as he plans to step down in 2015. (Photo by Tommy Theis, K-State photo services.)

# DISCOVER OUR Centers of Excellence

**The College of Veterinary Medicine is a true center of excellence** because of its “centers of excellence” that help serve Kansas State University’s land-grant mission of teaching, research and extension. These centers focus primarily on animal health in the areas of infectious and zoonotic diseases and comparative medicine and One Health. One of the centers serves the global beef cattle industry and another center promotes international educational and research opportunities in the largest expanding animal health market in the world — China. These and the other Centers of Excellence listed below give just a small overview of the dynamic, exciting activities and outreach taking place at Kansas State University, moving forward to become a top 50 public research university.

- Established in 2007, the **Beef Cattle Institute** (BCI) tackles issues facing the beef industry through education, research and outreach programs. The BCI started the **Animal Care Training** (ACT) program in 2009, an online training site ([animalcaretraining.org](http://animalcaretraining.org)) for beef, dairy, equine, transportation and livestock marketers. ACT also hosts the online training modules for Beef Quality Assurance certification and serves as a center for online continuing education for the American Association of Bovine Practitioners. [www.beefcattleinstitute.org](http://www.beefcattleinstitute.org)
- The **U.S.-China Center for Animal Health** is a center for the improvement of Chinese animal health education, research, government interaction and industrial workforce, and a center that will assist Chinese and U.S. animal health companies to access the U.S. and Chinese markets, with a specific goal of training 10 Chinese DVM students per year. [www.vet.k-state.edu/international/USCCA](http://www.vet.k-state.edu/international/USCCA)
- The **Center of Excellence for Emerging and Zoonotic Animal Diseases** (CEEZAD) was formed to enhance the capability of the U.S. Department of Homeland Security by developing “state of the art” countermeasures for high priority emerging and zoonotic animal diseases. [www.ceezaad.org](http://www.ceezaad.org)
- The **Center for Epithelial Research** is an association of researchers at Kansas State University. The center operates Core facilities to serve faculty, postdoctoral fellows, students and staff. [www.k-state.edu/cobre](http://www.k-state.edu/cobre)
- The **Institute of Computational Comparative Medicine** (ICCM) was created to develop novel tools to quantitatively bridge *in vitro* experiments to *in vivo* endpoints and develop methods to extrapolate chemical, drug and nanomaterial behavior across multiple animal species and man. [iccm.k-state.edu/](http://iccm.k-state.edu/)
- The **Midwest Institute for Comparative Stem Cell Biology** exists to advance basic and applied research in stem cells and related biotechnology in animals and humans and to extend that discovery through education and commercialization. The institute is uniquely situated to leverage research capabilities through collaboration among Kansas State University, the University of Kansas and the Kansas University Medical Center, and scientists with similar interests at other institutions. [www.vet.k-state.edu/research/stemcell](http://www.vet.k-state.edu/research/stemcell)
- The **Nanotechnology Innovation Center of Kansas State** (NICKS) is equipped with state-of-the-art equipment used in characterization, localization and assessing toxicity of nanomaterials. This center will also serve as a regional resource for companies actively engaged in nanotechnology projects, industrial sponsors, defense contractors, academic researchers from other universities and entrepreneurs to pursue innovative ideas that could potentially lead to commercialization. [nicks.k-state.edu](http://nicks.k-state.edu)



BEEF CATTLE INSTITUTE  
KANSAS STATE UNIVERSITY



Animal Care Training

**Below: Qiuwen Kou learns about grooming during her pre-veterinary year at K-State. She is now a first-year DVM student through a program initiated by the U.S.-China Center for Animal Health.**



## Understanding pathogens

PHOTO BY JOSEPH CHAPES AND KENT NELSON



**Dr. Philip Hardwidge**

Dr. Philip Hardwidge, associate professor in diagnostic medicine/pathobiology, and his lab are seeking to fully understand how pathogens like *E. coli* use proteins to block a host's innate immune system. This system is the body's first defense against infection, often

presented in the body's mucosal surfaces, such as those found in the intestine. Understanding how bacterial proteins function in the host/pathogen interaction may also have exciting applications for other human diseases.

## Ph.D. work at Australian laboratory

COURTESY PHOTO



**Dr. Michelle Mazur meets some local wildlife.**

Dr. Michelle Mazur already earned a DVM at K-State in 2013, but she then decided to continue her education through the DVM-Ph.D. program. She spent six months working at the Commonwealth Scientific and Industrial Research Organisation's Australian Animal Health Laboratory, more commonly known here as CSIRO's AAHL.

## New test provides diagnosis for canine circovirus

PHOTO BY JOSEPH CHAPES AND KENT NELSON



**Dr. Jianfa Bai works on new tests for detecting canine circovirus.**

Canine circovirus, also called dog circovirus, was discovered in 2012; however, researchers are still trying to determine the severity of the disease, according to Dr. Jianfa Bai, molecular diagnostician and assistant professor. Dogs infected with circovirus may cause vomiting, diarrhea and

even death. It's suspected that this disease may have been responsible for the deaths of several dogs in 2013.

"Last year in Ohio and California, some dogs died of diarrhea and they couldn't figure out the causing agent because those routine diagnostics could not pick up any pathogens that are potentially causing the diarrhea deaths," Dr. Bai said.

The Kansas State Veterinary Diagnostic Laboratory at the CVM has recently developed tests to identify circovirus. Researchers are still unsure how deadly this disease is. While some dogs show

symptoms, 3 to 11 percent of the dogs tested at the diagnostic laboratory have been confirmed as carrying the pathogen — but are healthy and do not show symptoms.

Dr. Bai says they can't rule out that circovirus is causing deaths. It is also possible that the deaths are caused by a combination of circovirus and another disease.

Samples can be sent to the KSVDL to test for canine circovirus. For more information, contact the laboratory at 866-512-5650.

## Among America's most-cited

PHOTO BY K-STATE PHOTO SERVICES



**Dr. Nancy Monteiro-Riviere**

A new list was released at the beginning of summer by Thomson Reuters's naming 2014's Highly Cited Researchers. Dr. Nancy Monteiro-Riviere made this list

meaning she is among the top 1 percent of the most cited scientists in the world. Her field of expertise is in pharmacology and toxicology. A great example can be found in an interview with Dr. Monteiro-Riviere that was published in the Controlled Release Society newsletter, vol. 31, no. 2, 2014.

## Exotic Animal Medicine Club highlights Open House

Open House annually draws large crowds to campus, including a large number of visitors to the CVM. One of the college's more interesting booths is hosted by the Exotic Animal Medicine Club. The popular display included snake skins, skulls and other specimens, plus radiographs, live reptiles and a darting station simulating how wild animals are vaccinated.



PHOTO BY JOSEPH CHAPES AND KENT NELSON

"The response this spring was great," said Drew Pearson, third-year student and activities chair for the club. "People are always fascinated by wildlife and it's kind of something you see in your backyard but you never interact with, people want to know more so they love being here and we love having them and being able to teach them and stuff, so the reaction's been great."

See this story on YouTube:



[www.youtube.com/watch?v=WKWmKEXqG9c](http://www.youtube.com/watch?v=WKWmKEXqG9c)

## Racehorse breathes new life on K-State nasal strip research

As debate surrounded a decision to allow a racehorse, California Chrome, to wear a nasal strip in this year's Belmont Stakes, work conducted by K-State researchers was being cited in national news.

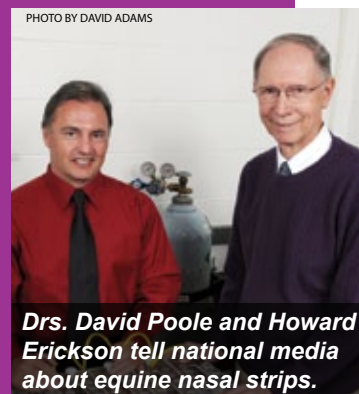
Dr. Howard Erickson, professor emeritus of anatomy and physiology, and Dr. David Poole, professor of kinesiology and anatomy and physiology, researched the Flair nasal strip in 2004, now used by the thoroughbred racehorse, and found it can help reduce lung damage in horses.

"I think the Flair nasal strip was beneficial for this horse, and the Flair nasal strip has been shown by our research to reduce exercise-induced pulmonary hemorrhage by approximately 50 percent. I think that is beneficial," Dr. Erickson said.

Unlike humans, horses only breathe through their noses. Dr. Poole said that when a horse breathes, it can generate a negative pressure in its lungs. High-intensity activities like races, combined with a narrow nasal passageway, put extra pressure on the horse and often result in a hemorrhage in the lungs. The Flair nasal strip is designed to alleviate that condition.

Both doctors have been cited by national media this spring.

PHOTO BY DAVID ADAMS



**Drs. David Poole and Howard Erickson tell national media about equine nasal strips.**

# Equine Performance Testing Center: Breaking Ground On

## A New Arena of Excellence

By Kristin Loving

After nearly 10 years of detailed research and meticulous planning, a vision is coming to life. The Veterinary Health Center at Kansas State University plans to break ground on a new state-of-the-art Equine Performance Testing Center in the next year.

### Essential Facilities

This new facility will feature a covered riding arena with soft footing and longeing and trot-up areas with asphalt footing. As a stand-alone, outpatient facility, it will also provide four holding stalls, wash area, examination and patient preparation area, radiology

services and an area for farrier services. The EPTC will also have grass turn-outs for equine patients as well as easy-access pull-through truck and trailer parking.

“The EPTC is really essential to provide state-of-the-art care,” said Dr. Elizabeth Davis, professor and section head of equine medicine and surgery. “Our goal is to build a facility that is practical, functional and will allow us to do our job to the best of our ability.”

Nearly half of the equine cases seen by VHC clinicians involve performance-related conditions. Clients from around the Midwest depend on the VHC to treat their performance horses and family pleasure horses. With the gait assessment and diagnostic modalities available in the EPTC, these patients will have access to the best and most complete examinations in the Midwest.

Recent additions to the equine faculty amplify the positive effect a facility such as this will generate for the regional equine community. With the arrival of Dr. Elizabeth Santschi, professor of equine surgery, and her expertise in musculoskeletal disease,






the EPTC will be the ideal place to evaluate lameness under saddle or on the ground.

### Students First

The new EPTC will benefit VHC patients and clients, as well as veterinary students who must learn the critical skills required to evaluate and treat horses. "The EPTC is intended to allow us to complete our mission of teaching veterinary students. It is a much more conducive area to teaching and discussing and observing patients. We will be able to provide superior education opportunities for our students," Dr. Davis said.

The EPTC will also have the capability of hosting special events for the VHC, College of Veterinary Medicine and equine groups in the area. The conference area will be ideal for consultation with clients, student education and outreach activities.

The \$2 million building will be built just east of the VHC and is expected to be completed in 2015. 


The VHC Equine Performance Testing Center will feature naming opportunities for a donation. Contact the Development Office at 785-532-4378 for more information.

### Naming Opportunities

1. Performance Assessment Arena
2. Conference Room
3. Foyer
4. Radiographic Imaging
5. Asphalt/Paved Areas
6. Farrier Area
7. Examination/Patient Preparation Area
8. Wash Area
9. Covered Loading/Unloading Area
10. Horse Stall, 4 available
11. Equine Sculpture featured at Entry
12. Courtyard Features
  - EPTC Signage
  - Grass Turn-outs/Paddocks, 6 available

### Gift Opportunities

Memory Gardens  
Platinum Shoe  
Silver Shoe  
Bronze Shoe



*Dr. Julie Ebert, DVM 1996, enjoys taking on new challenges after buying a practice from Dr. Casey Thomas, DVM 1981, through help from the RedTire program.*

REDTIRE PROGRAM  
HELPS RETIRING  
VETERINARIANS  
WHO ARE

# SEEKING SUCCESSORS

By Joe Montgomery

**Retirement planning can be a complicated business** for veterinarians, especially for those who own practices that are vital to their local communities. A new program partnering the University of Kansas and the College of Veterinary Medicine provides an option for sustaining those practices by helping to connect retiring sellers with prospective buyers. RedTire, short for Redefining Retirement, is designed to serve the needs of small- and medium-sized business owners who are graduates of Kansas Regents institutions and who are faced with this dilemma. As it turns out, the program is exceptionally well-suited for veterinarians.

“The real purpose is to enable Kansas small business owners to successfully transition their businesses, preserve communities and help build the Kansas economy,” said Wally Meyer, who is the director of entrepreneurship programs in the KU School of Business. “We’re excited about the prospects of helping

veterinarians realize their goals, both buying and selling, while preserving this essential service in their respective communities.”

## **Making a Match**

Started in 2012, RedTire already has a success story with a pair of K-State veterinary medicine alumni. Earlier this year, Dr. Casey Thomas, DVM class of 1981, found a buyer for the Flint Hills Veterinary Hospital in Junction City, Kansas, which he has operated for 30 years.

“My wife and I knew we were entering the latter days of my practice,” Dr. Thomas said, “and we knew we wanted to keep the business strong until we sold it.”

They updated equipment and technology, modernized procedures and capabilities, all in preparation for a mystery successor. He was matched up with Dr. Julie Ebert, DVM class of 1996, who had practiced in Manhattan for 19 years, but wanted her own practice. Both had responded to postcards sent out by RedTire





COURTESY PHOTOS



inquiring whether there were veterinarians interested in buying or selling a practice within six months to a year.

“At this point, we’ve got more than a dozen veterinary practices fully participating in RedTire program with about 50 potential buyers/ replacement managers with whom we’re working to help qualify and pair the practice with the buyers,” Meyer said. “The pairing process takes some time as the buyers tend more often to be located in urban areas while the practices are more rurally located.”

### **Free Consultation for Replacement Management**


Dr. Ebert said the timing worked out well for her, plus she noted she was given names and descriptions of different practices to consider. From there, the program helped facilitate a meeting between her and Dr. Thomas. RedTire also provided information about financing options and free business consultation services to help in the management of the practice.

Dr. Thomas said RedTire played a critical role in making the transaction happen. “RedTire took us from a place where we didn’t know each other and didn’t know much about the sale to where

we were ready to make the agreement formal,” he said. “I truly believe that, without RedTire, this deal would have never happened.”

Dr. Ebert became owner of the animal hospital on Feb. 28. She said there was a learning curve on the business side of things, which made it feel like she was doing two jobs instead of just one. Nevertheless, RedTire has been available to help in the process.

“It is a genuinely great thing to be demonstrating KU and K-State cooperation with Kansans as the beneficiaries,” Meyer said. “We also have more than a dozen agriculture and manufacturing businesses participating in the program, so we foresee more opportunities to work with other K-State graduates in addition to veterinarians.”

If you are interested in receiving more information or know another K-State alumnus who might benefit from this program, visit [redtire.org](http://redtire.org) or call 785-843-8844. 



# Battling a Bacterium

**Dr. Roman Ganta's \$1.8 million NIH grant furthers his research to contain *E. chaffeensis***

By Jennifer Tidball, K-State Communications and Marketing

**New research is finding ways** to keep animals and humans safe from tick-borne diseases.

Dr. Roman Ganta, professor of diagnostic medicine and pathobiology, has received a four-year \$1.8 million National Institutes of Health grant to continue studying the tick-borne bacterium, *Ehrlichia chaffeensis*. With the latest grant, Dr. Ganta now has 16 years of continuous NIH funding for his research related to tick-borne pathogens.

By studying the genetic makeup of *E. chaffeensis*, Dr. Ganta and his research team plan to develop vaccines to protect against infections from *E. chaffeensis* and other similar tick-borne pathogens.

“Our research is directed at more than just one pathogen and one disease from one tick,” Dr. Ganta said. “There are several different tick species that transmit pathogens that cause diseases in humans, dogs, cattle, sheep and other vertebrate animals. Our research also applies to other pathogens transmitted from different tick species.”

*E. chaffeensis* is a zoonotic pathogen that is transmitted to humans and animals by the lone star tick. *E. chaffeensis* causes a human disease called human monocytic ehrlichiosis. The lone star tick is prevalent in eastern Kansas and throughout the southeastern and south central regions of the U.S., where cases of human monocytic ehrlichiosis are documented frequently.

Infection with *E. chaffeensis* can cause persistent fever, headache, fatigue and muscle aches, which often appear one to two weeks following a tick bite. The severity of the disease varies from person to person, although it can be fatal in immunocompromised people, Dr. Ganta said.

The major goal of Dr. Ganta’s research is to understand what proteins are important for *E. chaffeensis* to grow in vertebrate hosts and in ticks. Dr. Ganta and his research team are working at the genome level to understand how the pathogen grows in humans, animals

and ticks, and how it is uniquely able to adapt to vertebrate hosts and ticks.

“We want to identify which genes are essential for the pathogen and use them to develop a vaccine,” he said. “We want to understand the molecular basis for the pathogenesis by carrying out basic research that has important implications for applied science.”

Dr. Ganta also has received \$90,000 from the College of Veterinary Medicine and the Department of Diagnostic Medicine/Pathobiology to develop a tick-rearing laboratory. The facility will be used for his research and other projects in the college and the university. The facility also may aid in establishing research collaborations with other universities and industry members, Dr. Ganta said.


“We are thrilled with the recognition from the CVM and from the National Institutes of Health,” Dr. Ganta said. “It is very encouraging. Our research would not be possible without the support.”

Dr. Ganta’s research team includes Dr. Deborah Jaworski, research assistant professor; Chuanmin Cheng, microbiologist; Dr. Arathy D. S. Nair, postdoctoral associate; Dr. Huitao Liu, postdoctoral associate; Dr. Laxmi U. M. R. Jakkula, postdoctoral associate; and Dr. Vijay K. Eedunuri, postdoctoral associate. First-year veterinary student Tanner Sleed also helps in the lab. 

“We want to identify which genes are essential for the pathogen and use them to develop a vaccine.”



PHOTOS BY TOMMY THEIS, K-STATE PHOTO SERVICES



**Dr. Roman Ganta uses a team approach in his lab, with Dr. Deborah Jaworski (facing page) and above with his research team.**

# A new home for Arlo

By Joe Montgomery

Perpetual Pet Care Program provides  
lifelong care and gives owners peace of mind

COURTESY PHOTO



PHOTO BY JOE MONTGOMERY

**Top: Second-year student Kimberly Carr plays with Arlo, whom she adopted in October 2013. Bottom: 2014 grads Dr. Amanda Brady, Dr. Kailey Fitzmorris and Dr. Jacob Kiefer make sure Arlo is healthy on arriving at the Veterinary Health Center. The Perpetual Pet Care Program provides medical care for the life of pets after owners transfer custody and can no longer provide care on their own.**

The loss of a pet can be devastating, but what happens if a pet loses its owner? A pet can quickly become homeless. Will your pets have somewhere to go? What about your clients' pets?

**Pamela Edwards was a legal assistant** in Wichita and a dedicated pet owner. She had visited the Veterinary Health Center (VHC) at Kansas State University many times over the years and was very grateful for the care her animals had received. While starting to face her retirement years in 2006, Pamela happened to read an article in the VHC's AnimaLIFE magazine about a couple who had enrolled their pets in the Perpetual Pet Care Program. Through a bequest, the pets' medical care is covered for life. When the pets are no longer in need of medical assistance, the remaining balance can be designated to support initiatives such as hospital renovations, student scholarships, programs and services.

Pamela recognized she needed to have a plan for her dog, Arlo, so he would be cared for in case something happened to her. In 2013, her worst fears were realized. She was diagnosed with cancer. Going into an aggressive schedule of treatments, Pamela felt she could no longer care for Arlo. Because she had enrolled Arlo in the program with a \$25,000 gift, she was able to have peace of mind knowing he would be cared for.

In September 2013, Arlo was brought to the VHC where he was given general examinations and care and then put up for adoption.

# Why Dr. Alice White enrolled in the Perpetual Pet Care Program



"I am a single parent to my cats and I need a secure, safe back-up plan in case of my incapacitation or death. If something happens to me, I'm especially gratified that my cats will live with veterinary students instead of being placed in an institutional setting.

"The veterinary students will gain a deeper, humbling respect for the innocent-sounding refrain about 'herding cats' and will get a better idea about what it might be like to be a small-animal doctor. I am thrilled, relieved and grateful that K-State has provided me with an affordable, well-planned opportunity for any of my beloved cats who outlive me." - Dr. Alice White, Texas


On Oct. 6, Arlo was adopted by Kimberly Carr who is now a second-year veterinary student.

"I honestly couldn't be any happier with him," Kimberly said. "He's just the sweetest, most loving dog and he has tons of energy for adventures! He's somewhat of a celebrity at the veterinary college, and he even starred in the 'Mr. Vet School Competition' last year and helped raise some money for 'The Josh Project.' Arlo is definitely a celebrity in his own mind though — he absolutely believes he should be the center of attention at all times."

And as the Perpetual Pet Care Program promises, lifelong care for the donor's adopted pet is provided.

"I've taken Arlo in for an eye infection and I was very pleased with the service I received," Kimberly said. "All of the paperwork was taken care of through the billing office and I never had to do anything except bring him in and take him home. He's scheduled for his yearly check-up and vaccinations in October."

Sadly, Pamela Edwards lost her fight with cancer in December 2013, but Arlo has a new home thanks to Pamela's prudence and planning to use the Perpetual Pet Care Program.

To learn how to enroll your pets, contact the Development Office at 785-532-4378 or visit: [www.vet.k-state.edu/development/programs/perpetual-pet-care/](http://www.vet.k-state.edu/development/programs/perpetual-pet-care/) 

# Poised for the Future

Dr. Ralph C. Richardson prepares college for new heights while stepping down as dean

Story by Joe Montgomery

*Dean Ralph Richardson enjoys a rare free moment next to the Kind Touch statue that was dedicated in 1999.*

**Dr. Ralph C. Richardson became the college's 11th dean** in the summer of 1998 after serving as the head of the Department of Clinical Sciences at Purdue University. As of January 2014, he announced he intends to resign from the position of dean of the Kansas State University College of Veterinary Medicine no later than July 2015.

"I plan to continue in a faculty role with the college and the university, hoping to use my abilities in program building and my background in comparative medicine to continue strengthening collaborative programs that benefit K-State," Dean Richardson said. "I have a real sense of urgency to see our plans for the future become reality, but I want the college and the university to have plenty of time to conduct an orderly search for my replacement."

Dean Richardson had received his DVM from Kansas State University in 1970, and then completed an internship in small animal medicine and surgery at Purdue in 1973, a residency in small animal internal medicine at the University of Missouri in 1975, and a training program in clinical oncology at the University of Kansas Medical Center in 1978.

**CONTINUED** | See Richardson, page 16



## DEAN RICHARDSON TENURE



**BIOSECURITY RESEARCH INSTITUTE  
PAT ROBERTS HALL**  
BSL-3 - BIOSECURITY LEVEL 3 FACILITY  
PROPOSED IN 1999; BEGAN OPERATING IN 2011

CENTER FOR EPITHELIAL RESEARCH

INSTITUTE OF COMPUTATIONAL  
COMPARATIVE MEDICINE

BEEF CATTLE  
INSTITUTE

U.S.-CHINA CENTER  
FOR ANIMAL HEALTH



### CENTERS OF EXCELLENCE

NANOTECHNOLOGY INNOVATION  
CENTER OF KANSAS STATE

CENTER OF EXCELLENCE FOR  
EMERGING AND ZOO NOTIC  
ANIMAL DISEASES

MIDWEST INSTITUTE  
FOR COMPARATIVE  
STEM CELL BIOLOGY



### PAPERLESS CLASSROOMS

THE COLLEGE STARTED ISSUING COMPUTER TABLETS  
IN 2007 TO STUDENTS TO TAKE THE PLACE OF  
NOTEBOOKS, WHERE STUDENTS CAN DOWNLOAD,  
WRITE AND ORGANIZE NOTES AS WELL ASSIGNMENTS  
FROM THE INSTRUCTORS.

**CLASS SIZES  
INCREASED FROM  
79 STUDENTS  
IN 1998 TO  
112 STUDENTS  
FOR INCOMING  
CLASSES**



### UNIVERSITY DISTINGUISHED PROFESSORS



- HIGHEST K-STATE FACULTY HONOR
- TEN FACULTY OVERALL
- MOST UDPs OF ANY COLLEGE AT K-STATE

### PRIVATE SUPPORT



### MORE THAN \$72 MILLION RAISED

- 150 SCHOLARSHIPS CREATED
- SEVEN PERMANENTLY ENDOWED PROFESSORSHIPS
- TWO LECTURESHIPS, SEVEN ENDOWED RESEARCH AWARDS, THREE STUDENT FELLOWSHIPS AND THREE STUDENT TRAVEL AWARDS

## Richardson | Stepping down

continued from page 14



**In 2008, Manhattan was selected to be the site of the \$1.25 billion National Bio and Agro-Defense Facility (NBAF), a biosafety level 4 facility, intended to replace the aging Plum Island zoonotic disease research facility in New York. The site of this federal facility is adjacent to the veterinary college and Biosecurity Research Institute, which both played key roles in the decision to locate the NBAF facility in Manhattan.**

During Dean Richardson's tenure, faculty and staff numbers grew, and their teaching, research and service efforts garnered national and international attention. In 2008, Dr. Jürgen A. Richt was hired as a Regents Distinguished Professor and Kansas Bioscience Eminent Scholar. In 2013, K-State would hire its first National Academies of Science faculty member, Dr. Jim Riviere, who was appointed to the MacDonald Professorship in Veterinary Medicine and University Distinguished Professor of pharmacology. At K-State, Dr. Riviere has established the Institute for Computational Comparative Medicine. His wife, Dr. Nancy Monteiro-Riviere, was also hired as a Regents Distinguished Research Scholar and University Distinguished Professor. She is the director of the Nanotechnology Innovation Center of Kansas State (NICKS).

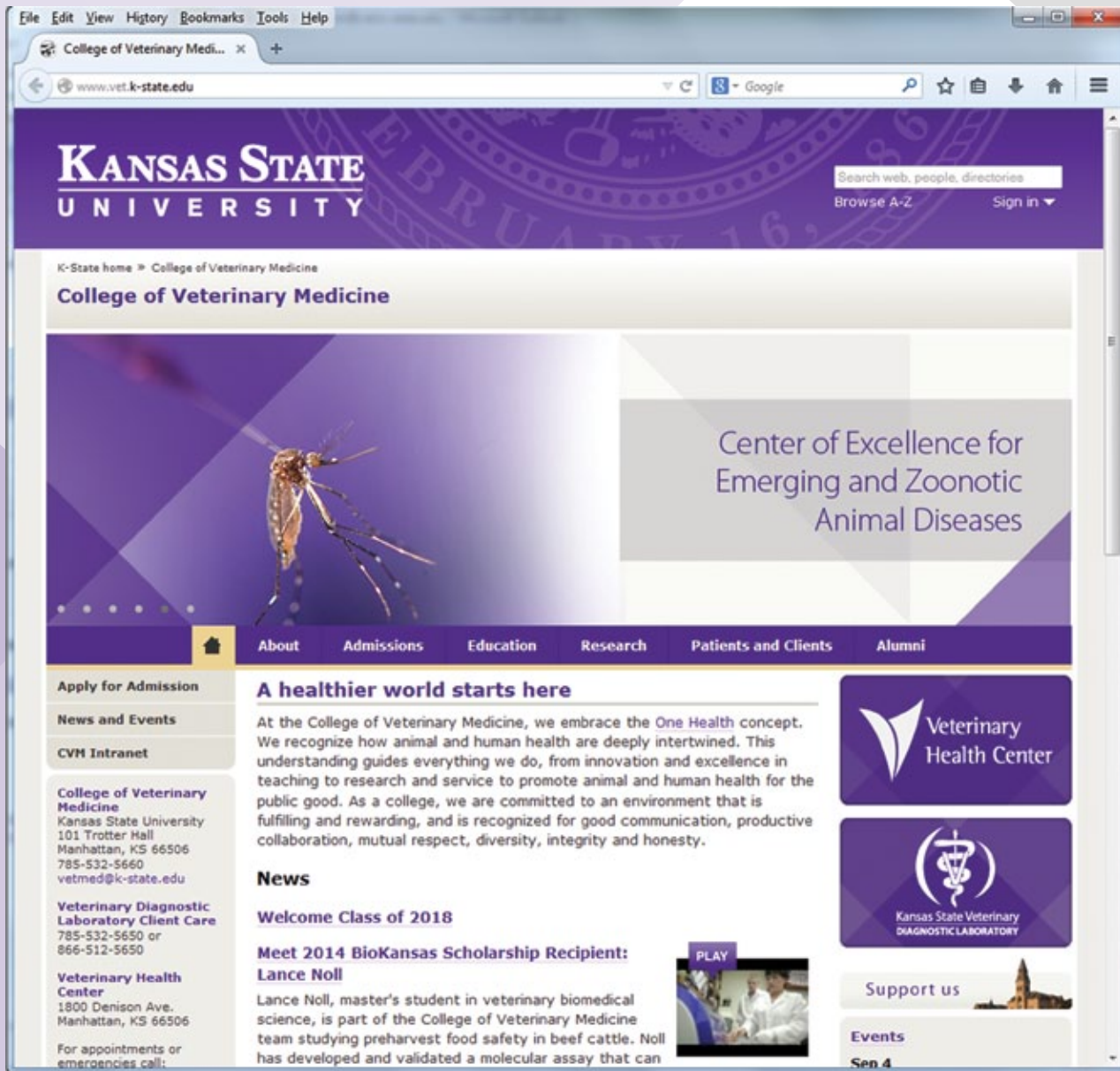
Two of the college's service units, the Veterinary Health Center (VHC) and the Kansas State Veterinary Diagnostic Laboratory (KSVDL), have made numerous advances during Dean

Richardson's time at K-State. This includes renovations of the VHC's Intensive Care Unit, and acquiring linear accelerator, Computed Tomography and Magnetic Resonance Imaging capabilities and more. A satellite hospital, MidWest Vet, was established in Omaha, Nebraska, to expand animal health care service and access teaching cases to a broader region.

Despite many successes, like all of higher education, the veterinary college has grappled with state funding during Dean Richardson's tenure. Because of the dean's three-tiered proposal, "People, Places and Programs," the college secured an additional \$5 million in renewable state funding in 2013 to seize the opportunities to boost the economy, workforce, animal health and food quality in Kansas. This multi-faceted initiative and Dean Richardson's involvement with the Kansas City Animal Health Corridor are being used to enlist resources across Kansas and the nation to meet state and national needs in veterinary medicine, food safety and public health. 



# If you rebuild it, they will come ...



**Veterinary medicine is a true field of dreams**, so to help make this field easier to navigate, we launched a newly designed website in the summer of 2014. Please take the time to visit us at: [www.vet.k-state.edu](http://www.vet.k-state.edu) where you'll find the latest news, hottest topics, quick links to the CVM's animal care, service units, academic and alumni departments, and more!

Also be sure to stay connected via social media at the KSUCVM's Facebook page. Follow us on Twitter to get the latest headlines and happenings. See a wide range of video news, reports and profiles at our YouTube site.

[www.facebook.com/KSUCVM](http://www.facebook.com/KSUCVM)

[www.twitter.com/KSUCVM](http://www.twitter.com/KSUCVM)

[www.youtube.com KSUCVM](http://www.youtube.com/KSUCVM)

## more bits

### Another professor joins K-State's Iman Award list

PHOTO BY TOMMY THEIS, K-STATE PHOTO SERVICES

**Dr. Ken Harkin accepts K-State's most esteemed faculty award.**



**Faculty excellence in the CVM is regularly recognized universitywide.** As of last December, Dr. Ken Harkin's name was added to an elite list of K-State professors as the 2013 recipient of the Iman Outstanding Faculty Award for Teaching.

The Iman Awards are sponsored by the K-State Alumni Association and have been made possible through the generosity of Ron and Rae Iman.

Dr. Harkin instructs fourth-year veterinary students in their clinical rotations through the small animal internal medicine service and presents didactic lectures to third-year veterinary students in gastroenterology, hepatology, neurology and clinical hematology. He follows other CVM professors who also received this award: Dr. T.G. Nagaraja, research, 2012; Dr. Derek Mosier, teaching, 2009; and Dr. Dan Marcus, research, 2009.

“Teaching is not fancy, just 100 percent dedication every single day to students, patients and clients.”

According to the nomination submitted by Clinical Sciences head, Dr. Bonnie Rush, “Dr. Harkin's passion is teaching veterinary students in the classroom and in the clinic. He takes the responsibility seriously and serves as an advocate for the educational environment when the college is determining curricular or structural change. In his words, “Teaching is not fancy, just 100 percent dedication every single day to students, patients and clients.”

### K-State students command military scholarships

**The CVM ranks at the top of all veterinary colleges in landing military scholarships for its students.**



Second-year students **Kathleen Stewart** and **Kaitlin Foley** (top left and right), and third-year students **Taylor Boles** and **Lisa Crevoiserat** were selected at the end of the school year for the Army Veterinary Corps under the F. Edward Hébert Armed Forces Health Professions Scholarship Program.

**Health Professions Scholarship Program**

“K-State led the way in the number of veterinary scholarship recipients this year,” said Staff Sergeant Erika L. Rough, the center commander in the Army Medical Recruiting Center. “K-State has phenomenal students and the Army, is lucky to gain them amongst our ranks.”

First-year students **Megan Guyan** and **Erica Hamman**, were sworn in as second lieutenants in the Air Force last March. They were officially commissioned by being recipients of the Air Force's scholarship for public health officers in its Biomedical Sciences Corps and were the only two chosen this year in the country.

**Air Force Biomedical Sciences Corps**



## Maddie's Fund takes students cross country




*A national program called Maddie's Fund is helping veterinary students get shelter medicine experience through externship opportunities provided at approved shelters nationwide. Fourth-year student Caitlin Sullivan, Dr. Allison Nelson, a 2014 graduate, and fourth-year students Tracey Stonebridge and Bailey Davis have each benefited from the fund to complete externships from New York to California. "There are many benefits for students completing externships at high-quality, large-scale, adoption-guarantee shelter environments," explained Dr. Bonnie Rush, head of Clinical Sciences. "Externship training at a Maddie's Fund approved site creates opportunities for students to learn about community-based, non-profit organizations, small animal population medicine and individual care for special-needs animals."*

## Dual-degree scholarship expands horizons

**A dual degree means double** the options. In an effort to make the pursuit of a dual-degree financially practical, the CVM now offers a dual DVM/Ph.D. scholarship program to a select group of deserving students.

Class of 2014 member Dr. Charley Cull is the first student to complete his DVM as part of this unique scholarship.

"What's nice about the program is that there are some financial incentives, as well as with both degrees," Dr. Cull said. "The DVM profession has many opportunities through general practice and veterinary specialties, as well as working for the USDA, government or even politics."

The scholarship program covers tuition and fees for the students' DVM courses, regardless of their resident status. Those interested in a dual degree can apply any time after acceptance to the DVM program. Participants must maintain good academic standing in both veterinary and Ph.D. programs. 

See this story on YouTube:



[www.youtube.com/watch?v=4cMH830CmZE](http://www.youtube.com/watch?v=4cMH830CmZE)



**Dr. Charley Cull, DVM class of 2014, performs lab research for his Ph.D.**



# Veterinary Medical Alumni Association

Find us online at: [www.vet.k-state.edu/alumni](http://www.vet.k-state.edu/alumni)

## Message from VMAA President Dr. Julie Ebert, DVM 1996



Greetings, Alumni! As the fall leaves and weather begin to change, I am reminded of those not-so-long-ago days walking to class up the long sidewalk to Frick Auditorium. It is also once again Wildcat Football time. The VHC's parking lot is now full several Saturdays with visitors and all kinds of folks from out of town who have come to enjoy the game. If you and your family are coming to a football game, please stop by our tailgate party in Cat Town. It is always fun to visit with the current students who are helping to serve the delicious meal prior to game time. I hope this letter finds each of you enjoying a break from the heat of summer and that the busy season for veterinarians has been a blessing to you and your business.

It was great to see so many alumni (new and experienced) back for the June Conference, which was held in a new location this year, at the Hyatt, near downtown and the mall. Just by means of introduction, as your new VMAA president, I am a 1996 graduate and I hail from North Central Kansas and live in rural Clay County with my husband, Chris Ebert, and three very busy teenagers: Austin, Emily and Adam. I am happy to say that Austin is a sophomore this year at K-State studying milling science and loving every minute of being a Wildcat. Emily is a senior in high school and is in the thick of trying to decide on a college and filling out all kinds of applications. Adam is on cruise control as a sophomore and feels like he has a handle on school for now. Recently, I purchased Flint Hills Veterinary Hospital in Junction City (see page 8). We have three full-time veterinarians practicing small animal medicine and surgery. When not at work, most of my free time is spent chasing around my two high school kids at their various football, volleyball, basketball, wrestling and 4-H activities. The summer has flown by too quickly as always, but we did manage to ride/show horses and enjoy some whitewater rafting in Colorado.

The VMAA board is a wonderful way to give back to the college, and if you are ever interested in serving, please let one of us know at a meeting or even the football tailgate events. This year the board has been brainstorming ways to help students fight the burden of student loans and prepare them for real world financial management. I am honored to serve you as your president for 2014-15 and I want to send a sincere thank-you to Dr. Todd Knappenberger for his past leadership and service to the College of Veterinary Medicine.

Happy Fall and Go Wildcats!

## Executive Board Members

### President

Dr. Julie Ebert  
DVM 1996  
[julieebert@twinvalley.net](mailto:julieebert@twinvalley.net)

### SCAVMA President

Bruce Figger  
Class of 2016  
[bjfigger@vet.k-state.edu](mailto:bjfigger@vet.k-state.edu)

### Senior Member-At-Large

Dr. Kenneth Burton  
DVM 1981  
[krburton@ksu.edu](mailto:krburton@ksu.edu)  
Dr. Sara Mark  
DVM 1983  
[smark7383@gmail.com](mailto:smark7383@gmail.com)

### President Elect

Dr. Lesley Pelfrey  
DVM 1991  
[drpevo@sbcglobal.net](mailto:drpevo@sbcglobal.net)

### Secretary/Treasurer

Dr. Howard Erickson  
DVM 1959  
[erickson@vet.k-state.edu](mailto:erickson@vet.k-state.edu)

### Members-At-Large

Dr. Randall Hobrock  
DVM 2002  
[tallgrassvet@sbcglobal.net](mailto:tallgrassvet@sbcglobal.net)  
Dr. Brian Hodes  
DVM 2011  
[doc11hodes@gmail.com](mailto:doc11hodes@gmail.com)



*Drs. Sarah Christiansen, Cindy Koons and Jamie Fisher spell out their alma mater at an alumni reception. All members of the DVM class of 2004, they returned to K-State for their 10-year class reunion in June.*

PHOTO BY JOE MONTGOMERY

## Alumni Class News

### **Dr. Sharon Hurley, daughter of Dr. Glenn Hurley, DVM 1953**

Dr. Glenn and Lois Hurley report that their daughter was named the Minnesota Veterinarian of the Year. While Dr. Sharon Hurley earned her DVM at Iowa State University, Lois said her daughter does have a deep affection for K-State, having attended many alumni events with her parents.

### **Dr. Bennie Osburn, DVM 1961**

Dr. Bennie Osburn is the director of outreach and training at UC Davis' Western Institute for Food Safety and Security, which is funded in part by the Department of Homeland Security and the U.S. Food and Drug Administration. This agency works to create strategies to combat agroterrorism. He was the dean of the veterinary college at Davis from 1996-2011.

### **Dr. Thomas G. Ksiazek, DVM 1970**

Dr. Thomas G. Ksiazek, a professor at the University of Texas Medical Branch, has been recognized by global experts who study the deadliest infectious diseases with a Lifetime Achievement Award at the 6th annual International Symposium on Filoviruses. The filoviruses include Ebola and Marburg viruses, both of which cause death in 50 to 90 percent of people infected. The current outbreak of

Ebola virus raging in West Africa has led to more than 100 deaths so far this year. Dr. Ksiazek, director of high containment operations for the Galveston National Laboratory, has personally led the Centers for Disease Control and Prevention's on-site response to virtually every Ebola or Marburg outbreak that has occurred in Africa since the 1995 Kikwit outbreak in the Democratic Republic of the Congo. He went to West Africa in August 2014 to help with containment efforts.

### **Dr. Larry Bramlage, DVM 1975**

Dr. Larry Bramlage was selected by the board of directors of the Thoroughbred Club of America as one of three "Honored Guests." Dr. Larry Bramlage was cited for distinguishing himself as a teacher, researcher and leader within his profession but is best known as an orthopedic surgeon. He has been the most highly sought veterinarian for countless owners and trainers whenever orthopedic problems have needed diagnosis or surgery. Among his best known cases was repairing Personal Ensign's fracture, which had appeared to be career-ending. After surgery, Personal Ensign returned to continue her unbeaten career, culminating in a dramatic victory in the 1988 Breeders' Cup Distaff. He is regularly quoted by the media during race season.

COURTESY PHOTO



**Nebraska Gov. Dave Heineman presents the 2014 Governor's Bioscience Award Tuesday to Dr. Kelly Lechtenberg, 1987 DVM, who is the president and founder of Midwest Veterinary Services and Central States Research Centre of Oakland, Nebraska.**

### **Dr. Kelly Lechtenberg, DVM 1987**

Midwest Veterinary Services and Central States Research Centre of Oakland, which provide services to universities, medical centers and the animal health community, were the winners of the 2014 Governor's Bioscience Award in Nebraska. President and founder Dr. Kelly Lechtenberg accepted the award at the Bio Nebraska Life Sciences Association annual meeting at the Gallup Corporation's Omaha campus. He serves as a consultant, helping manufacturers of animal health pharmaceuticals and vaccines to improve the health of food animals and increase the safety of the nation's food supply.

### **Dr. Lelan Olsen, DVM 1990**

Dr. Lelan Olsen was in the news in July for supporting local animal rescue organizations in Edwardsville, Illinois. He decided to begin donating the equivalent of 20 percent of the money he collects for rabies vaccinations to a different rescue organization each month. After earning his DVM at K-State in 1998, Dr. Olsen moved to the Edwardsville area and began working at Fairmount Park Race Track as a veterinarian for the state of Illinois. Three years later he opened his own practice in Glen Carbon.

### **Dr. Kathleen Meenan, DVM 2000**

Dr. Kathleen Meenan set up a scholarship-based nonprofit arm for the riding program at Getner Barn in Norwalk, Connecticut, three years ago as a way to introduce horses to children whose families are unable to afford the pricey hobby. She was inspired by her love of horses as a young girl in Bedford, New York. "I came from a working class family and we didn't have the money for the horseback riding lessons I so desperately wanted to take," Dr. Meenan said. "My goal is to get kids on horses and into a situation where they are comfortable working around them."

### **Dr. Kimathi Choma, DVM 2007, MPH 2013**

In May, Dr. Kimathi I.A. Choma was appointed to serve as the interim assistant dean for diversity, recruitment and retention for the College of Arts and Sciences at K-State. Dr. Choma has been the director of undergraduate public health programs for Pathways to Public Health and the Master of Public Health field experience facilitator in the CVM for the past six years. In addition to being a veterinarian and mentoring veterinary and pre-veterinary students, he has taught and directed the Pathways to Public Health program, which was designed to recruit diverse students into the field of public health and into the MPH program.



### **Dr. Kathleen Beach, DVM 2013**

Dr. Kathleen Beach's 2012 third-place essay contest paper titled, "The Dogs of War: History of the U.S. Military Dog" was published in the May-November 2013 issue of Veterinary Heritage. The Hartsdale Pet Cemetery in Hartsdale, New York, asked if her paper could be posted on their Facebook page. A World War I War Dog Memorial had been erected there in 1923 and the cemetery wanted her paper to be available to visitors.

***Congratulations to Dr. John Harvey (blue suit, front row), DVM class of 1970, on his retirement at the University of Florida after 40 years in its College of Veterinary Medicine. He leaves the college last holding the position of executive associate dean. He is shown here with his colleagues from the UF Department of Physiological Sciences.***



## *In Memoriam*

**1939**

**Dr. Joe Key**

Reno, Nevada  
May 30, 2014

**1949**

**Dr. Dave Mackintosh**

Omaha, Nebraska  
March 20, 2014

**Dr. George Stewart Jr.**

Abilene, Texas  
June 3, 2014

**1950**

**Dr. Wayne Chapin Sr.**

Mount Vernon, Missouri  
May 21, 2014

**Dr. Richard Elliott**

Lone Tree, Iowa  
April 8, 2014

**1952**

**Mildred Prather-Garner**

(spouse of late Dr. Elvin Prather)  
Columbia, Missouri  
April 27, 2014

**1954**

**Dr. Alfred Gigstad**

Nebraska City, Nebraska  
Feb. 23, 2014

**Dr. Joseph Magrath**

Glencoe, Minnesota  
April 1, 2014

**Dr. Clial McDonald**

Sarasota, Florida  
Jan. 9, 2014

**1955**

**Lt. Col. (RET) Bobby Caraway**

Houma, Louisiana  
May 30, 2014

**Dr. Richard Fish**

Cosby, Missouri  
June 26, 2014

**1957**

**Dr. David McKnight**

Paxico, Kansas  
March 11, 2014

**1958**

**Dr. William Bales**

Liberty, Missouri  
March 12, 2014

**Dr. Norman Held**

Ventura, Iowa  
March 22, 2014

**1960**

**Dr. Carl Dixon**

Auburn, Alabama  
April 26, 2014

**Dr. Ralph Mitchell**

Griffin, Georgia  
April 30, 2014

**Dr. Howard Sieler**

Wichita, Kansas  
May 2, 2014

**1962**

**Dr. Stanley Agenbroad**

Emmett, Idaho  
April 19, 2014

**Dr. Jerry Doornbos**

Scott City, Kansas  
Jan. 7, 2014

**1963**

**Dr. Mitchell Wolak**

Salem, Massachusetts  
April 2, 2014

**1971**

**Dr. Richard Harrington**

Chandler, Oklahoma  
Jan. 2, 2014

**1973**

**Dr. Terril L. Granger**

Fort Collins, Colorado  
Feb. 12, 2014

**Dr. Lawrence Pultz**

Winter Springs, Florida  
July 23, 2014

**1976**

**Dr. Ronald Hill**

Nickerson, Kansas  
March 4, 2014

**1986**

**Dr. Bill Cleveland**


Battle Ground, Washington  
May 20, 2014

**1990**

**Dr. Richard Meinert III**

Janesville, California  
June 23, 2014

# Alumni Recognition Awards



## **Dr. Raymond Sis (1957) 2013 Alumni Recognition**

### **American Veterinary Medical Conference**


Dr. Raymond F. Sis, Bryan, Texas, originally from Munden, Kansas, earned a bachelor's degree in animal science in 1953 and his DVM in 1957, both from K-State. He is dean emeritus of the School of Veterinary Medicine at St. George's University in Grenada. After leaving K-State, Dr. Sis served four years in the U.S. Air Force as base veterinarian. He then became an environmental health officer in the Air Force Reserve for 25 years. Dr. Sis continued his education at Iowa State University where he earned a master's degree in small animal surgery in 1962. Three years later, he received a doctorate in veterinary anatomy. Following the completion of his graduate studies, Dr. Sis was appointed to the faculty in the College of Veterinary Medicine at Texas A&M University, where he taught for 35 years. Dr. Sis was appointed dean of the St. George's University School of Veterinary Medicine in April 2003, after serving as the associate dean of students.



## **Dr. William and Christen Skaer (1969 and 1999) 2013 Alumni Recognition**

### **Central Veterinary Conference**

Dr. Christen Skaer is the owner of Skaer Veterinary Clinic in Wichita, Kansas, a practice she bought five years ago from her father Dr. William Skaer, who was also recognized at the CVC. He started the practice in 1971 and retired in 2012. Dr. Bill Skaer earned his DVM at K-State in 1969 and was a captain in the U.S. Air Force from 1969 to 1971. He then opened his veterinary practice in Wichita, which moved to a new facility in 2001. He is a founding member and on the board of directors of a nonprofit spay-and-neuter clinic to serve low-income pet owners. Dr. Christen Skaer earned her DVM at K-State in 1999. In addition to operating her veterinary practice, she is president of the Kansas State Animal Response Team, which is designed to train and credential volunteers to respond to animal needs during disasters. In addition to her DVM, she has a master's degree in environmental studies from Friends University and a certificate in veterinary homeland security from Purdue University.



## **Dr. Richard Bowman (1975) 2013 Alumni Recognition**

### **American Association of Equine Practitioners**

Dr. Richard Bowman, Rhame, North Dakota, earned a doctor of veterinary medicine degree at K-State in 1975. He became interested in equine dentistry while practicing large animal medicine in southwestern North Dakota. In 2000, he decided to limit his practice to equine dentistry, and began operating a mobile dental unit when he had one of the first dental trailers in the U.S. built. His practice covered North Dakota and Minnesota and other states in the upper Midwest. Dr. Bowman also works as a state veterinarian for the Minnesota Horse Racing Commission at Canterbury Park from May through September each year. He operates a beef ranch with his brother in southwestern North Dakota, and rehabilitates and re-homes injured thoroughbreds.

**Read more about these recipients and awards online at [www.vet.k-state.edu/alumni/awards/recognition](http://www.vet.k-state.edu/alumni/awards/recognition)**



# Awards from the 76th Annual Conference for Veterinarians

## 2014 Distinguished Alumnus Award

### Dr. David Granstrom

Dr. David E. Granstrom, Schaumburg, Illinois, was promoted in 2013 to his current position as associate executive vice president and chief operating officer of the AVMA. He was previously the director of the Education and Research Division. He received his DVM and Ph.D. degrees from K-State in 1978 and 1988 respectively, and he is a charter diplomate of the American College of Veterinary Microbiology (parasitology). Dr. Granstrom served 21 years as a Public Health Officer in Air National Guard units in Kansas and Kentucky. He retired as a lieutenant colonel in 2005. Early in his career, Dr. Granstrom built a successful solo mixed practice in Laurie, Missouri.



## 2014 E.R. Frank Award

### Dr. Derek Mosier

Dr. Derek A. Mosier, Manhattan, Kansas, earned his DVM at K-State in 1978. He earned a master's degree in physiological science in 1982 and a Ph.D. in pathology in 1985, both from Oklahoma State University. He has been a professor of pathology in the Department of Diagnostic Medicine/Pathobiology at K-State since 1990. He has received the Norden Distinguished Teaching Award in 1990, 1994 and 2005; the Bayer Animal Health Teaching Excellence Award in 2008 and 2012; and the SAVMA Award for Teaching Excellence in the Basic Sciences in 1990. The K-State Alumni Association awarded Dr. Mosier with its Iman Teaching Award in 2009.



## 2014 Outstanding Young Alumnus Award

### Dr. Thomas Furman

Dr. Thomas Furman, Alliance, Nebraska, earned a bachelor's degree in 2000 at the University of Nebraska-Lincoln, and his DVM from K-State in 2004. He now practices large and small animal medicine, with special interest in surgery, equine dentistry and beef cattle management at the Animal Center in Alliance. He has spent time in Las Vegas, Oklahoma City, Canada, Littleton, Colorado, and Piedmont, South Dakota, before returning to Alliance in 2005 to practice veterinary medicine, educate clients and operate a cattle ranch with his father, Dr. Jim Furman.



## 2014 Distinguished Service Award

### Cheri Ubel

Cheri Ubel, St. George, Kansas, retired in December 2013 after 25 years with the CVM, most of that in the position of alumni affairs coordinator. She said, "I know that I owe thanks to many of you for some of those recognitions as you have helped me do my job well along the way. This applies to maintenance and IT staff, student clubs, the offices of the dean, development, and CE, and our great faculty. Please know that you are all appreciated and I will miss you. It is with mixed feelings that I leave after 25 years of service to K-State."



# Dr. Jim Coffman: 2014 Alumni Fellow



PHOTO BY DAVID MAYES, K-STATE PHOTO SERVICES

A Kansas native, Dr. James Coffman is retired from a career as an educator and veterinarian. He earned a bachelor's degree in 1960, DVM in 1962 and master's degree in pathology in 1969, all from K-State. After

earning his DVM, he operated a private equine practice in Wichita from 1962-1965. He served on the faculty of the Department of Surgery and Medicine from 1965-1969. After two years in private practice in Oklahoma City, Dr. Coffman served as professor of equine medicine at the University of Missouri from 1971-1981. He also was director of the Equine Center there from 1973-1977. Dr. Coffman returned to K-State in 1981 as the head of the Department of Surgery and Medicine. This marked the beginning of his 28-year tenure at K-State where he has served as dean of the College of Veterinary Medicine from 1984-1987 and provost from 1987-2004.

Dr. Coffman also served as president of the AAEP, the American College of Veterinary

Internal Medicine, and as member and chair of the AVMA Professional Liability Insurance Trust. He was one of 10 founding diplomates of the ACVIM and served as the president and chair of the board of regents of the ACVIM. He also served on numerous professional committees and task forces, recently chairing an AVMA task force on foreign veterinary school accreditation.

In 1969, Dr. Coffman was a recipient of the Norden Distinguished Teaching Award in veterinary medicine. Dr. Coffman was awarded an Alumni Recognition Award by the K-State College of Veterinary Medicine at the AAEP convention in 2002. He is a Distinguished Life Member of AAEP. He has received the Iverson Bell Award from the Association of American Veterinary Medical Colleges in 2005. During that same year, Dr. Coffman received K-State's E.R. Frank Award. In 2010, Coffman Commons was dedicated on the K-State campus in honor of Dr. Coffman. Coffman Commons is an outdoor plaza with seating and garden areas located south of Hale library.

Dr. Coffman also has lectured nationally and internationally and has written or co-written more than 120 professional articles and two books. Dr. Coffman and his wife, Sharon, have three sons, all K-State alumni.

## Research Tips & Assistance

VETERINARY MEDICAL LIBRARY • 408 TROTTER HALL

The Veterinary Medical Library is currently undergoing a major renovation. All spaces in the library including the quiet study room and student technology room are being redone. The design for these new changes is based on the needs of students in the areas of technology, group study, collaborative activities and individual study. The projected completion date for the renovations is the end of the fall 2014 semester. Library offices have been temporarily relocated to the Mara Center on the 4th floor of Trotter Hall.



By Carol Elmore



You're Invited ...



to **Cat Town U.S.A.**

College of Veterinary Medicine



Serving food, fun and fellowship at all K-State home football games. Find the schedule and menus at:

[www.vet.k-state.edu/development/events/cattown](http://www.vet.k-state.edu/development/events/cattown)



Proud sponsor of

**Willie's Pet  
of the Week**

Submit your pet's photo online at  
*K-StateSports.com* or  
*Facebook.com/KStateSports.*



**Veterinary Health Center**

AT KANSAS STATE UNIVERSITY

TO DISCOVER. TO TEACH. TO HEAL.

The Veterinary Health Center at Kansas State University is a full-service veterinary hospital providing world-class routine wellness, specialty and emergency care.

We welcome all K-State fans and look forward to working with you and your pets!

1800 Denison Avenue  
Manhattan, KS 66506  
[www.vet.ksu.edu/VHC](http://www.vet.ksu.edu/VHC)

Small Animal Appointments: 785.532.5690  
Large Animal Appointments: 785.532.5700  
[Facebook.com/VeterinaryHealthCenter](https://www.facebook.com/VeterinaryHealthCenter)



**Development and Alumni Office**

College of Veterinary Medicine  
Kansas State University  
103 Trotter Hall  
Manhattan, KS 66506-5604

CHANGE SERVICE REQUESTED

Nonprofit Organization  
US POSTAGE  
**PAID**  
Permit #3  
Eudora, KS 66025

**Notice of nondiscrimination**

Kansas State University is committed to nondiscrimination on the basis of race, color, ethnic or national origin, sex, sexual orientation, gender identity, religion, age, ancestry, disability, genetic information, military status, veteran status, or other non-merit reasons, in admissions, educational programs or activities and employment, including employment of disabled veterans and veterans of the Vietnam Era, as required by applicable laws and regulations. Responsibility for coordination of compliance efforts and receipt of inquiries concerning Title VI of the Civil Rights Act of 1964, Title IX of the Education Amendments of 1972, Section 504 of the Rehabilitation Act of 1973, the Age Discrimination Act of 1975, and the Americans With Disabilities Act Amendments Act of 2008, has been delegated to the Director of Institutional Equity, Kansas State University, 103 Edwards Hall, Manhattan, KS 66506-0124, (Phone) 785-532-6220; (TTY) 785-532-4807.

# Honoring beloved pets for 10 years



The Whispering Garden was created in 2004. Through these past 10 years, it has grown to memorialize more than 1,400 animal companions. Thank you to all of our contributors. Help us keep our garden growing. We now offer granite pavers as shown in the example to the right. Contact us to learn how to order engraved pavers or to have your pet's picture placed in the Whispering Garden: 785.532.4013 · [whisper@vet.k-state.edu](mailto:whisper@vet.k-state.edu)



# Whispering Garden